

FUME EXTRACTION SYSTEMS

# DONALDSON BOFA PRODUCT BROCHURE



Donaldson<sup>®</sup>  
**BOFA**<sup>™</sup>

Advantage range

7

Tip range

26

Volume range

29

AM range

35

3D PrintPRO range

37

PrintPRO range

43

DustPRO range

48

DentalPRO range

57

FumeCAB range

61

Other systems

66

Accessories

75

# FEATURES



## Advanced carbon filters

Our advanced carbon filters help to capture contaminants and odors, reducing the risk of bypass and tunneling. They are designed with specific carbon types tailored to industry applications.



## Automatic flow control

Automatic flow control allows the user to pre-set the correct airflow rates for the specific application, subsequently helping to maintain the airflow. This generates lower noise levels and helps to protect the more expensive HEPA filters.



## Conformal coating

A magnetic conformal coating protection.



## DeepPleat pre-filter

The DeepPleat pre-filter consists of a pleated filter allowing for increased surface area within a smaller volume. This means Donaldson BOFA filters last for a long time and do not take up a large footprint.



## DeepPleat DUO pre-filter

Our DeepPleat DUO pre-filter is designed to maximize filter life. It incorporates a large capacity drop-out chamber within the filter which is designed to act as a pre-separator helping to extend the life of the pre-filter which in turn protects against the premature blocking of the HEPA filter.



## Filter change signal

Our filter change signal alerts you when your filter is full and needs changing.



## System OK signal

Our system OK signal alerts you when there is a fault, when filters are blocked, and when filters are approaching full capacity, allowing you to schedule maintenance efficiently.



## HCl sensor

Our HCl (hydrochloric acid) sensor continuously monitors exhaust air and alerts you if HCl levels exceed the pre-set threshold, preventing the unwanted release of HCl and other nuisance odors.



## HEPA filter

Our HEPA filters are rated to filter 99.995% of particles at 0.3 microns. A secondary filter to remove fine particulate.



## UV light

A UV light for conformal coating curing.



## Pro OS

Our intuitive Pro OS software platform with two-way data connectivity\* delivers advanced features to boost your productivity like never before. The user-friendly color touchscreen provides real-time insights into usage, filter status, and system pressure, helping to optimize efficiency and reduce downtime.



## Intelligent Operating System (iQ)

Our Intelligent Operating System (iQ) provides easy-to-access real-time data on your extraction system's performance. It offers multiple performance enhancements, including improved extraction efficiency, individual filter status monitoring, and integrated design features designed to lower the cost of ownership.



## Multi-voltage sensing

Automatically senses the local voltage and adjusts accordingly.



## Onboard compressor

Our onboard compressor is designed to provide the laser with its air supply requirements. Unlike standalone air compressors, our onboard compressor sits inside the extraction system for a simpler, more compact installation.



## Remote stop/start signal

Our remote stop/start signal ensures that your Donaldson BOFA fume extraction system operates only when your machine is running, helping to save on both running costs and energy.



## Reverse flow air technology

Our reverse flow air technology reduces velocity and changes air direction, causing larger particulate to fall into the filter's drop-out chamber. This decreases particulate entering the filter media, significantly enhancing filter capture performance, and extending filter life.



## Variable airflow speed

Our variable airflow speed allows users to manually set the blower speed to the preferred airflow for your application.



## VOC sensor

Our VOC (volatile organic compound) sensor continuously monitors exhaust air and alerts you if VOC levels exceed the pre-set threshold, preventing the unwanted release of VOCs and other nuisance odors.

\*Available on selected Pro OS models.

# SMART TECHNOLOGY



## Pro OS

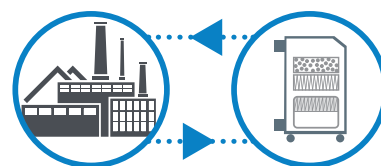
Filtration Management Reimagined

Welcome to the future of productivity with Pro OS – our new, cutting-edge software platform designed for seamless, user-friendly performance. Pro OS delivers advanced features to boost your performance like never before.

Pro OS helps you stay ahead of the competition with software upgrades and new enhancements to keep your system at peak performance.

### How It Works

The high-resolution 5" color touch screen provides a user-friendly, intuitive interface, allowing for easy navigation and faster access to data.



### Stay Connected

This fully connected solution provides an Ethernet (RJ45) two-way live data stream\* direct to your laser system or network allowing you to centralize data from multiple Donaldson BOFA systems.

### Stay Informed

The detailed system status provides detailed insights into real-time usage and detects any blockages in the system, supporting optimal efficiency.

### Stay Global

Pro OS supports 20 languages, including English, Spanish, German, French, and Portuguese, ensuring accessibility around the world.

### Stay On-Brand

Personalize your system by adding your company logo and contact information to reflect your brand (conditions apply\*\*).

### Stay Productive

The enhanced filter life monitor provides real-time filter life percentage to help minimize downtime.

### Stay Monitored

Pro OS continuously measures the pressure in your extraction system, providing real-time alerts for any issues with inlet and system pressure.

### Stay Alert

Pro OS allows you to tailor alarm settings to your specific needs, ensuring smooth integration with your existing factory setup.

### Stay Protected

The USB lock screen offers enhanced security for controlled downloads and unauthorized uploads.



Currently available in two systems (see pages 8 and 9).



FIND OUT MORE

[donaldsonbofa.com/pro-os](http://donaldsonbofa.com/pro-os)

\*Available on selected Pro OS models. \*\*Custom branding available subject to minimum order quantities.



## Intelligent Operating System (iQ)

Get real-time data on the performance of your extraction system

Donaldson BOFA's Intelligent Operating System (iQ) provides easy-to-access real-time data on your extraction system's performance.

It offers multiple performance enhancements, including improved extraction efficiency, individual filter status monitoring, and integrated design features designed to lower the cost of ownership.

### How It Works

The sophisticated and advanced iQ technology is built into the extraction system. The LCD screen displays real-time data in an easy-to-read format so you can monitor performance and operational values. This information can also be accessed remotely from data downloaded via USB.

### Reduce Unplanned Downtime

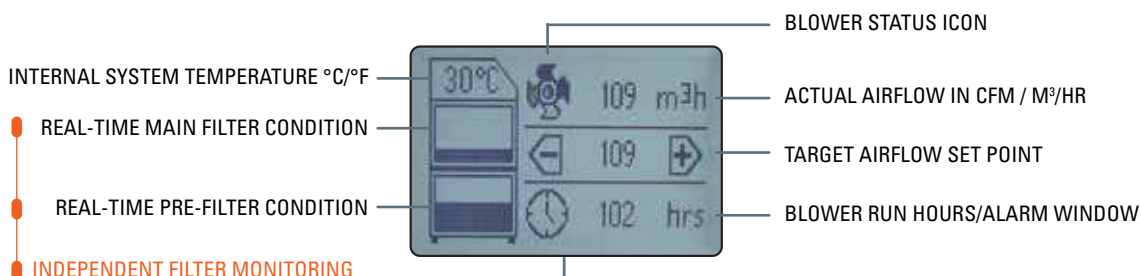
- Filter changes can be planned at a convenient time to reduce interruption to production.
- The risk of costly time-consuming service call outs is avoided.

### Maximize Filter Life

- Independent filter monitoring provides real-time status of your filters.
- Pre-blockage warnings allow you to prepare for filter changes in advance.

### Stay In Control

- Access real-time data for easy-to-read performance analysis.
- Have visibility of any fault so you can take corrective action.



FIND OUT MORE

[donaldsonbofa.com/iq](http://donaldsonbofa.com/iq)





# FILTER TECHNOLOGY

## Pre-Filters

### DeepPleat pre-filter



The DeepPleat pre-filter consists of a pleated filter allowing for increased surface area within a smaller volume. This means Donaldson BOFA filters last for a long time and do not take up a large footprint.

### DeepPleat DUO pre-filter



Our DeepPleat DUO pre-filter is designed to maximize filter life. It incorporates a large capacity drop-out chamber within the filter which is designed to act as a pre-separator helping to extend the life of the pre-filter which in turn protects against the premature blocking of the HEPA filter.

## Main Filters

### HEPA




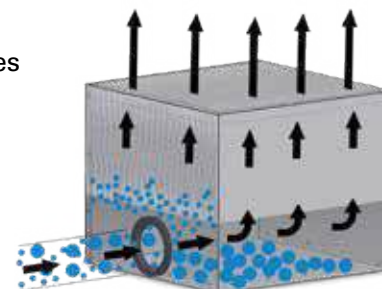
Our HEPA filters are rated to filter 99.995% of particles at 0.3 microns. A secondary filter to remove fine particulate.

### Chemical & gas



Our advanced carbon filters are designed to help filter fumes, with specific carbon types matched carefully to industry applications.

Contaminated air must remain in contact with the carbon bed for a period of time, sufficient to help ensure that no contaminants or odors are emitted ('dwell time'). Our product designs consider the balance between airflow rates and the type, depth, and mass of the carbon used, taking into consideration the contaminants associated with the application and helping to ensure that appropriate dwell times are achieved.



## Inline Filters

We also offer a range of inline filters, please refer to pages 68-74 for more information.


## SURECHECK QUALITY STANDARD

At Donaldson BOFA, we are committed to providing filtration solutions of the highest quality. Through our unique SureCHECK process, we uphold our quality standard. We conduct rigorous testing and inspections on every product we make to ensure product integrity, reliability, and performance.



# ADVANTAGE RANGE

FUME EXTRACTION SYSTEMS



# AD Oracle Pro OS Connect

## FUME EXTRACTION SYSTEM

A mid-sized system for a range of laser applications

**Ideal for:** Selective laser melting, selective laser sintering, laser engraving, laser cutting, laser welding, laser coding and marking.

The AD Oracle Pro OS Connect extraction system combines a range of advanced features into a single, powerful system. Featuring our new, cutting-edge Pro OS software platform, this intuitive system enhances productivity like never before.







- Two-way data stream
- Color touch screen
- Real-time system status
- Multi-language software
- Customizable branding
- Filter life monitor
- Pressure sensors
- Alarm configurations
- Separate electrical compartment for easy maintenance
- USB lock screen

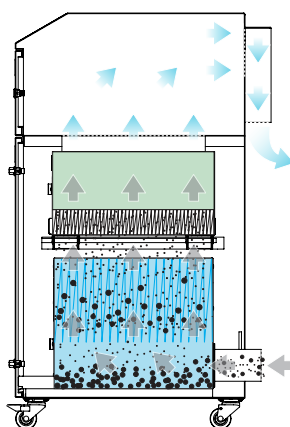
**Approvals** UKCA and CE | UL

### Technical specification










Dimensions	39.2 x 21.5 x 24.6"	995 x 547 x 626 mm
Weight	157 lbs	71 kg
Airflow / Pressure	241 cfm / 96 mbar	410 m³/hr / 96 mbar

### Airflow drawing

-  Pre-filter
-  HEPA filter
-  Carbon filter
-  Particulate
-  Contaminated air
-  Clean filtered air



### Features

-  Pro OS
-  DeepPleat DUO pre-filter
-  HEPA filter
-  Advanced carbon filters
-  Reverse flow air technology
-  Automatic flow control
-  Multi-voltage sensing
-  System OK signal (optional)
-  VOC sensor (optional)



FIND OUT MORE

[donaldsonbofa.com/ad-oracle-pro-os-connect](https://donaldsonbofa.com/ad-oracle-pro-os-connect)



# AD 1000 Pro OS Connect

## FUME EXTRACTION SYSTEM

A system for medium to heavy-duty laser applications

**Ideal for:** Laser welding, selective laser sintering, selective laser melting, laser engraving, laser cutting, laser coding and marking.

The AD 1000 Pro OS Connect fume extraction system is an ideal choice for applications that generate high levels of particulate. Equipped with our new, innovative Pro OS software platform, this intuitive system takes productivity to the next level.







- Two-way data stream
- Color touch screen
- Real-time system status
- Multi-language software
- Customizable branding
- Filter life monitor
- Pressure sensors
- Alarm configurations
- USB lock screen

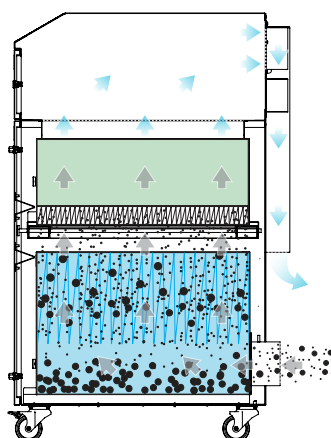
**Approvals** UKCA and CE | UL

### Technical specification




Dimensions	47.4 x 24.6 x 31.7"	1205 x 625 x 805 mm
Weight	309 lbs	140 kg
Airflow / Pressure	515 cfm / 60 mbar	875 m³/hr / 60 mbar

### Airflow drawing

-  Pre-filter
-  HEPA filter
-  Carbon filter
-  Particulate
-  Contaminated air
-  Clean filtered air



### Features

-  Pro OS
-  DeepPleat DUO pre-filter
-  HEPA filter
-  Advanced carbon filters
-  Reverse flow air technology
-  Automatic flow control
-  System OK signal (optional)
-  Remote stop/start signal (optional)
-  VOC sensor (optional)



FIND OUT MORE

[donaldsonbofa.com/ad-1000-pro-os-connect](https://donaldsonbofa.com/ad-1000-pro-os-connect)

# AD Access

## FUME EXTRACTION SYSTEM

### A compact system for light-duty laser applications

**Ideal for:** Laser cutting, laser engraving, laser coding and marking.

The AD Access is a compact fume extraction system for light-duty laser applications. This affordable system helps to improve both the workplace environment and product quality.







- Low noise levels
- Small footprint
- Long-life, low-cost replacement filters

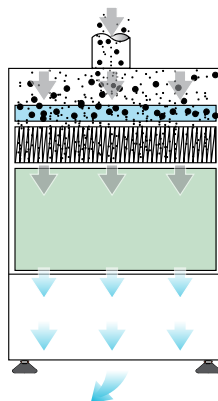
**Approvals** UKCA and CE | cUL | UL

#### Technical specification







Dimensions	19.88 x 13.19 x 12.40"	505 x 335 x 315 mm
Weight	53 lbs	24 kg
Airflow / Pressure	106 cfm / 30 mbar	180 m³/hr / 30 mbar

#### Airflow drawing

-  Pre-filter
-  HEPA filter
-  Carbon filter
-  Particulate
-  Contaminated air
-  Clean filtered air



#### Features

-  DeepPleat pre-filter
-  HEPA filter
-  Advanced carbon filters
-  System OK signal (optional)
-  Remote stop/start signal (optional)
-  VOC sensor (optional)



FIND OUT MORE

[donaldsonbofa.com/ad-access](https://donaldsonbofa.com/ad-access)

# AD 350

## FUME EXTRACTION SYSTEM

### A compact system for light-duty laser applications

**Ideal for:** Laser engraving, laser cutting, laser coding and marking.

The AD 350 is a compact extraction system designed to filter fumes and particulate created during light-duty applications. The system helps to protect equipment, maintain quality, and reduce the number of rejects and contaminants.







- Low noise levels
- Small footprint
- Long-life, low-cost replacement filters

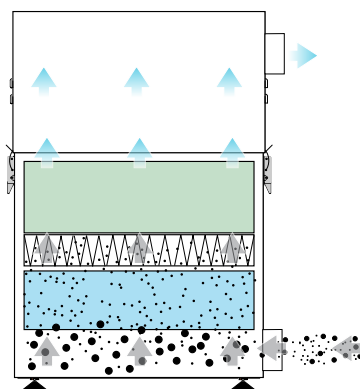
**Approvals** UKCA and CE | cUL | UL

#### Technical specification









Dimensions	23.23 x 14.76 x 18.31"	590 x 375 x 465 mm
Weight	77 lbs	35 kg
Airflow / Pressure	206 cfm / 96 mbar	350 m³/hr / 96 mbar

#### Airflow drawing

-  Pre-filter
-  HEPA filter
-  Carbon filter
-  Particulate
-  Contaminated air
-  Clean filtered air



#### Features

-  DeepPleat pre-filter
-  HEPA filter
-  Advanced carbon filters
-  Multi-voltage sensing
-  System OK signal (optional)
-  Remote stop/start signal (optional)
-  Variable airflow speed
-  VOC sensor (optional)



FIND OUT MORE

[donaldsonbofa.com/ad-350](https://donaldsonbofa.com/ad-350)

# AD Nano+

## FUME EXTRACTION SYSTEM

A cost-effective system for light to medium-duty applications

**Ideal for:** Laser engraving, laser cutting, laser coding and marking.

The AD Nano+ is a mid-sized fume extraction system for light to medium-duty laser applications. This cost-effective solution includes many features of our larger models, making it ideal for installations with limited floor space.







- Low noise levels
- Small footprint
- Long-life, low-cost replacement filters

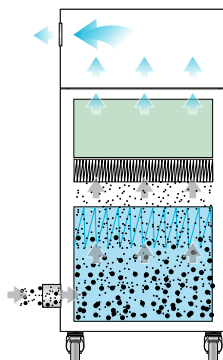
**Approvals** UKCA and CE

### Technical specification










Dimensions	31.10 x 14.17 x 16.54"	790 x 360 x 420 mm
Weight	93 lbs	42 kg
Airflow / Pressure	176 cfm / 96 mbar	300 m³/hr / 96 mbar

### Airflow drawing

-  Pre-filter
-  HEPA filter
-  Carbon filter
-  Particulate
-  Contaminated air
-  Clean filtered air



### Features

-  DeepPleat DUO pre-filter
-  HEPA filter
-  Advanced carbon filters
-  Reverse flow air technology
-  Automatic flow control
-  Multi-voltage sensing
-  System OK signal (optional)
-  Remote stop/start signal (optional)
-  VOC sensor (optional)



FIND OUT MORE

[donaldsonbofa.com/ad-nano-plus](https://donaldsonbofa.com/ad-nano-plus)



# AD Oracle SA iQ

## FUME EXTRACTION SYSTEM

A mid-sized system for lighter-use laser applications

**Ideal for:** Laser engraving, laser cutting, laser coding and marking.

The AD Oracle SA iQ combines an impressive array of features, including our Intelligent Operating System (iQ), into a single mid-sized system. It features a smaller pre-filter than the AD Oracle iQ but retains all other features, making it perfect for lighter-use applications.

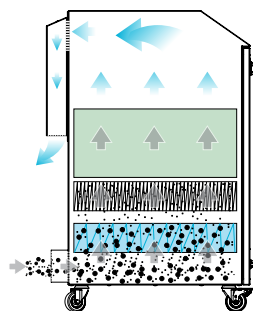

- High contrast display
- Real-time airflow reading
- Independent filter condition monitoring
- Remote diagnostics via USB
- Low-cost replacement filters
- Low noise levels
- Lockable castors

**Approvals** UKCA and CE | cUL | UL

### Technical specification

Dimensions	29.13 x 17.72 x 20.28"	740 x 450 x 515 mm
Weight	128 lbs	58 kg
Airflow / Pressure	223 cfm / 96 mbar	380 m³/hr / 96 mbar

### Airflow drawing



### Features

- iQ** Intelligent Operating System (iQ)
- HEPA** HEPA filter
- Advanced carbon filters
- Reverse flow air technology
- Automatic flow control
- Multi-voltage sensing
- System OK signal (optional)
- Remote stop/start signal (optional)
- VOC sensor (optional)



FIND OUT MORE

[donaldsonbofa.com/ad-oracle-sa-iq](http://donaldsonbofa.com/ad-oracle-sa-iq)

# AD Oracle iQ

## FUME EXTRACTION SYSTEM

### A mid-sized system for a range of laser applications

**Ideal for:** Selective laser melting, selective laser sintering, laser engraving, laser cutting, laser welding, laser coding and marking.

The AD Oracle iQ integrates a variety of features, including our Intelligent Operating System (iQ), into one unique system. This versatile system is suitable for a wide range of laser applications.







- High contrast display
- Real-time airflow reading
- Independent filter condition monitoring
- Blower with high airflow and pressure
- Remote diagnostics via USB

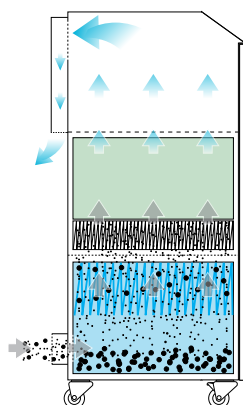
**Approvals** UKCA and CE | cUL | UL

#### Technical specification











Dimensions	38.39 x 17.52 x 19.88"	975 x 455 x 505 mm
Weight	143 lbs	65 kg
Airflow / Pressure	224 cfm / 96 mbar	380 m³/hr / 96 mbar

#### Airflow drawing

-  Pre-filter
-  HEPA filter
-  Carbon filter
-  Particulate
-  Contaminated air
-  Clean filtered air



#### Features

-  Intelligent Operating System (iQ)
-  DeepPleat DUO pre-filter
-  HEPA filter
-  Advanced carbon filters
-  Reverse flow air technology
-  Automatic flow control
-  Multi-voltage sensing
-  System OK signal (optional)
-  Onboard compressor (optional)
-  VOC sensor (optional)



FIND OUT MORE

[donaldsonbofa.com/ad-oracle-iq](https://donaldsonbofa.com/ad-oracle-iq)

# AD Oracle iQ W3

## FUME EXTRACTION SYSTEM

A mid-sized system for a range of welding applications

**Ideal for:** Laser welding, manual welding processes.

The AD Oracle iQ W3 is a W3 certified welding fume extraction system capable of filtering 99% of welding fumes. Designed for efficiency and performance, it combines multiple advanced features into one powerful system.







- W3 certified
- Intelligent Operating System (iQ)
- Integrated spark arrestor for enhanced safety
- High contrast display
- Real-time airflow reading
- Independent filter condition monitoring
- Blower with high airflow and pressure
- Remote diagnostics via USB

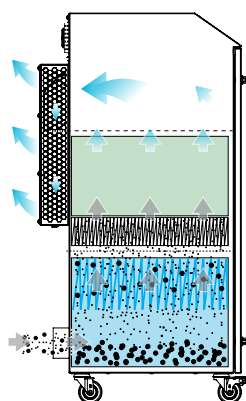
**Approvals** UKCA and CE | W3

### Technical specification











Dimensions	38.4 x 17.7 x 20.7"	975 x 450 x 525 mm
Weight	157 lbs	71 kg
Airflow / Pressure	217.8 cfm / 96 mbar	370 m³/hr / 96 mbar


### Airflow drawing

-  Pre-filter
-  HEPA filter
-  Carbon filter
-  Particulate
-  Contaminated air
-  Clean filtered air



### Features

-  Intelligent Operating System (iQ)
-  DeepPleat DUO pre-filter
-  HEPA filter
-  Advanced carbon filters
-  Reverse flow air technology
-  Automatic flow control
-  Multi-voltage sensing
-  System OK signal (optional)
-  Onboard compressor (optional)
-  VOC sensor (optional)



FIND OUT MORE

[donaldsonbofa.com/ad-oracle-iq-w3](https://donaldsonbofa.com/ad-oracle-iq-w3)

# AD 500 iQ

## FUME EXTRACTION SYSTEM

### A system for medium-duty laser applications

**Ideal for:** Selective laser sintering, selective laser melting, laser engraving, laser cutting, laser coding and marking.

The AD 500 iQ fume extraction system is ideal for medium-duty applications that produce significant amounts of particulate. It offers a large filter capacity along with high airflow and pressure rates.







- Real-time airflow reading
- Independent filter condition monitoring
- High contrast display
- Remote diagnostics via USB
- Long-life, low-cost replacement filters

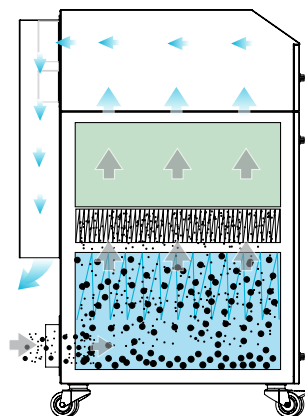
**Approvals** UKCA and CE | cUL | UL

#### Technical specification











Dimensions	47.44 x 24.41 x 31.10"	1205 x 620 x 790 mm
Weight	292 lbs	142 kg
Airflow / Pressure	324 cfm / 100 mbar	550 m³/hr / 100 mbar

#### Airflow drawing

-  Pre-filter
-  HEPA filter
-  Carbon filter
-  Particulate
-  Contaminated air
-  Clean filtered air



#### Features

-  Intelligent Operating System (iQ)
-  DeepPleat DUO pre-filter
-  HEPA filter
-  Advanced carbon filters
-  Reverse flow air technology
-  Automatic flow control
-  System OK signal (optional)
-  Onboard compressor (optional)
-  Remote stop/start signal (optional)
-  VOC sensor (optional)



FIND OUT MORE

[donaldsonbofa.com/ad-500-iq](https://donaldsonbofa.com/ad-500-iq)



# AD 1000 iQ

## FUME EXTRACTION SYSTEM

### A system for medium to heavy-duty laser applications

**Ideal for:** Laser welding, selective laser sintering, selective laser melting, laser engraving, laser cutting, laser coding and marking.

The AD 1000 iQ fume extraction system is a perfect choice for medium to heavy-duty applications that generate large amounts of particulate. With a greater airflow than the AD 500 iQ, it also offers significant filter capacity.







- Real-time airflow reading
- Independent filter condition monitoring
- High contrast display
- Remote diagnostics via USB
- Long-life, low-cost replacement filters

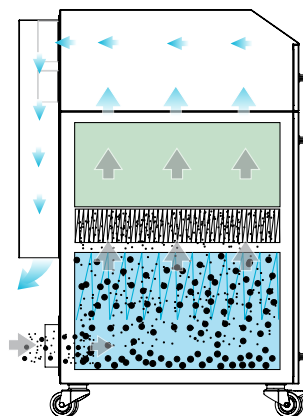
**Approvals** UKCA and CE | cUL | UL

#### Technical specification











Dimensions	47.44 x 24.41 x 31.10"	1205 x 620 x 790 mm
Weight	324 lbs	147 kg
Airflow / Pressure	500 cfm / 100 mbar	850 m³/hr / 100 mbar

#### Airflow drawing

-  Pre-filter
-  HEPA filter
-  Carbon filter
-  Particulate
-  Contaminated air
-  Clean filtered air



#### Features

-  Intelligent Operating System (iQ)
-  DeepPleat DUO pre-filter
-  HEPA filter
-  Advanced carbon filters
-  Reverse flow air technology
-  Automatic flow control
-  System OK signal (optional)
-  Onboard compressor (optional)
-  Remote stop/start signal (optional)
-  VOC sensor (optional)



FIND OUT MORE

[donaldsonbofa.com/ad-1000-iq](http://donaldsonbofa.com/ad-1000-iq)

# AD 1500 iQ

## FUME EXTRACTION SYSTEM

### A system for heavy-duty laser applications

**Ideal for:** Laser welding, selective laser sintering, selective laser melting, laser engraving, laser cutting, laser coding and marking.

The AD 1500 iQ fume extraction system is perfect for heavy-duty applications that produce considerable amounts of particulate. It has a large filter capacity and provides higher airflow than the AD 1000 iQ system.







- Real-time airflow reading
- Independent filter condition monitoring
- High contrast display
- Remote diagnostics via USB
- Long-life, low-cost replacement filters

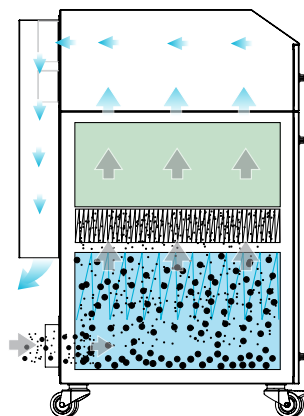
**Approvals** UKCA and CE | cUL | UL

#### Technical specification











Dimensions	47.44 x 24.41 x 31.10"	1205 x 620 x 790 mm
Weight	322 lbs	152 kg
Airflow / Pressure	735 cfm / 100 mbar	1250 m <sup>3</sup> /hr / 100 mbar

#### Airflow drawing

-  Pre-filter
-  HEPA filter
-  Carbon filter
-  Particulate
-  Contaminated air
-  Clean filtered air



#### Features

-  Intelligent Operating System (iQ)
-  DeepPleat DUO pre-filter
-  HEPA filter
-  Advanced carbon filters
-  Reverse flow air technology
-  Automatic flow control
-  System OK signal (optional)
-  Onboard compressor (optional)
-  Remote stop/start signal (optional)
-  VOC sensor (optional)



FIND OUT MORE

[donaldsonbofa.com/ad-1500-iq](https://donaldsonbofa.com/ad-1500-iq)

# AD 1500 iQ Dual Arms

## FUME EXTRACTION SYSTEM

### A mobile dual-arm system for heavy-duty laser applications

**Ideal for:** Laser welding, laser engraving, adhesives, organic solvent processes, laser marking, soldering, laser cleaning, welding processes\*.

The AD 1500 iQ Dual Arms is a powerful, mobile fume extraction system designed for heavy-duty laser applications. Building upon the established AD 1500 iQ, this upgraded model offers all the same features (see page 18) along with dual articulated arms with a reach of over 6 feet (2 metres)\*\* and an integrated spark arrestor for enhanced safety and performance.







- Dual articulated arms
- Integrated spark arrestor
- Extended exhaust box to help reduce noise and air dispersion
- Adjustable arm valves for precise airflow control

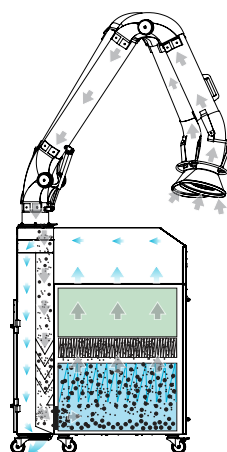
**Approvals** UKCA and CE

#### Technical specification







Dimensions	47.4 x 27.2 x 37.5"	1205 x 692 x 952 mm
Weight	529.1 lbs	240 kg
Airflow / Pressure	677 cfm / 86 mbar	1150 m³/hr / 86 mbar

#### Airflow drawing

-  Pre-filter
-  HEPA filter
-  Carbon filter
-  Particulate
-  Contaminated air
-  Clean filtered air



#### Features

-  Intelligent Operating System (iQ)
-  DeepPleat DUO pre-filter
-  HEPA filter
-  Advanced carbon filters
-  Reverse flow air technology
-  Automatic flow control



FIND OUT MORE

[donaldsonbofa.com/ad-1500-iq-dual-arms](https://donaldsonbofa.com/ad-1500-iq-dual-arms)

\*This system is not suitable for filtering NOx. Please consider this in your risk assessment.  
\*\* Arms are fixed to rotate no more than 180°.

# AD 2000 iQ

## FUME EXTRACTION SYSTEM

A high-performing system for the most demanding laser applications

**Ideal for:** Laser welding, selective laser sintering, selective laser melting, laser cutting and engraving

The AD 2000 iQ fume extraction system is the perfect choice for the most demanding laser applications where high-performance extraction is required. The design also allows for greater flexibility of different exhaust installations and configurations.







- High contrast display
- Real-time airflow reading
- Remote diagnostics via USB

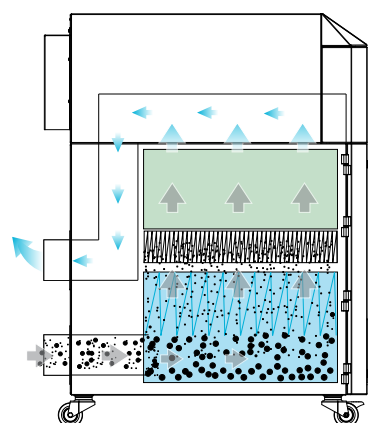
**Approvals** UKCA and CE | cUL | UL

### Technical specification

Dimensions	50.39 x 53.54 x 39.57"	1280 x 1360 x 1005 mm
Weight	750 lbs	340 kg
Airflow / Pressure	1470 cfm / 96 mbar	2500 m³/hr / 96 mbar

### Airflow drawing

-  Pre-filter
-  HEPA filter
-  Carbon filter
-  Particulate
-  Contaminated air
-  Clean filtered air



### Features

-  Intelligent Operating System (iQ)
-  DeepPleat DUO pre-filter (x 2)
-  HEPA filter (x 2)
-  Advanced carbon filters (x 2)
-  Reverse flow air technology
-  Automatic flow control
-  System OK signal (optional)
-  Remote stop/start signal (optional)
-  VOC sensor (optional)



FIND OUT MORE

[donaldsonbofa.com/ad-2000-iq](http://donaldsonbofa.com/ad-2000-iq)



# AD Base 1 Oracle

## FUME EXTRACTION SYSTEM

### A ride-on fume extraction system for laser engraving

Ideal for: Laser engraving, laser cutting.

The AD Base 1 Oracle is a ride-on fume extraction system for laser engraving. It delivers high performance in a convenient ride-on format, allowing the laser extractor to function as a workstation.

- Low noise levels
- Ride-on system
- Blower with high airflow and pressure

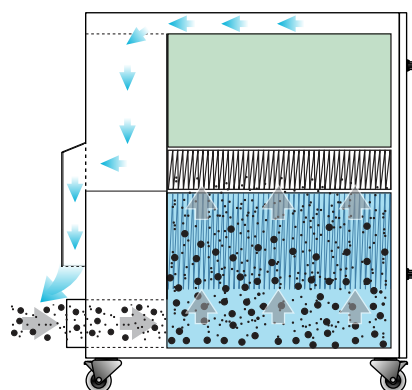
Approvals UKCA and CE

#### Technical specification

Dimensions	31.10 x 28.94 x 29.13"	790 x 735 x 740 mm
Weight	189 lbs	86 kg
Airflow / Pressure	206 cfm / 96 mbar	350 m³/hr / 96 mbar

#### Airflow drawing

- Pre-filter
- HEPA filter
- Carbon filter
- Particulate
- Contaminated air
- Clean filtered air



#### Features

- DeepPleat DUO pre-filter
- HEPA filter
- Advanced carbon filters
- Reverse flow air technology
- Automatic flow control
- Multi-voltage sensing
- System OK signal (optional)
- Onboard compressor (optional)
- Remote stop/start signal (optional)
- VOC sensor (optional)



FIND OUT MORE

[donaldsonbofa.com/ad-base-1-oracle](https://donaldsonbofa.com/ad-base-1-oracle)

# AD Base 2 Oracle

## FUME EXTRACTION SYSTEM

A ride-on fume extraction system for laser engraving

Ideal for: Laser engraving, laser cutting.

The AD Base 2 Oracle is a ride-on fume extraction system for laser engraving that offers high performance in a convenient ride-on format. Its larger platform, compared to the AD Base 1 Oracle, makes it ideal for larger laser beds, allowing the laser extractor to double as a workstation







- Low noise level
- Ride-on system
- Large platform
- Blower with high airflow and pressure

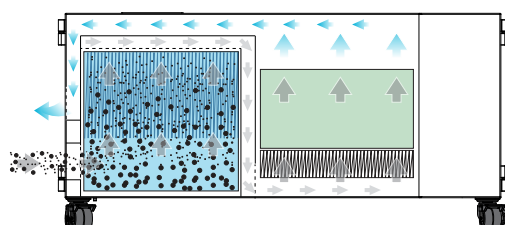
Approvals UKCA and CE

### Technical specification











Dimensions	21.65 x 41.73 x 31.89"	550 x 1060 x 810 mm
Weight	207 lbs	94 kg
Airflow / Pressure	223 cfm / 96 mbar	380 m³/hr / 96 mbar

### Airflow drawing

-  Pre-filter
-  HEPA filter
-  Carbon filter
-  Particulate
-  Contaminated air
-  Clean filtered air



### Features

-  DeepPleat DUO pre-filter
-  HEPA filter
-  Advanced carbon filters
-  Reverse flow air technology
-  Automatic flow control
-  Multi-voltage sensing
-  System OK signal (optional)
-  Onboard compressor (optional)
-  Remote stop/start signal (optional)
-  VOC sensor (optional)



FIND OUT MORE

[donaldsonbofa.com/ad-base-2-oracle](https://donaldsonbofa.com/ad-base-2-oracle)

# AD PVC iQ

## FUME EXTRACTION SYSTEM

A system designed to filter fumes generated during the lasering of PVC materials

Ideal for: PVC laser processing.

The AD PVC iQ extraction system is designed to filter fumes generated during the lasering of PVC materials. In addition to many of the standard features included in the AD Oracle iQ module, this system also comes equipped with HCl and VOC sensors that continuously monitor exhaust air, plus all internally exposed surfaces have been coated to resist corrosive fumes.

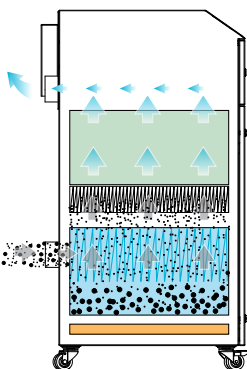
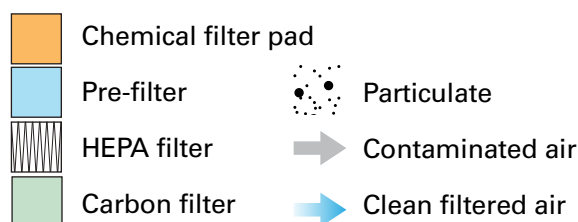
- Blower with high airflow and pressure
- Acid resistant coatings
- HCl and VOC gas sensors
- Compact design
- Low noise levels
- High contrast display
- Real-time airflow reading
- Independent filter condition monitoring
- Remote diagnostics via USB

Approvals UKCA and CE | cUL | UL

### Technical specification

Dimensions	42.91 x 22.44 x 23.62"	1090 x 570 x 600 mm
Weight	209 lbs	95 kg
Airflow / Pressure	206 cfm / 96 mbar	350 m³/hr / 96 mbar

### Airflow drawing



### Features

- iQ** Intelligent Operating System (iQ)
- HEPA** HEPA filter
- Advanced carbon filters
- Reverse flow air technology
- Automatic flow control
- Multi-voltage sensing
- System OK signal (optional)
- HCl sensor
- Remote stop/start signal (optional)
- VOC sensor



FIND OUT MORE

[donaldsonbofa.com/ad-pvc-iq](http://donaldsonbofa.com/ad-pvc-iq)

# AD 350 CU

## FILTERED COOLING UNIT

### A filtered cooling unit for optimal laser performance

Ideal for: Laser coding.

The AD 350 CU is a filtered cooling unit designed for laser applications. It supplies filtered air to both the laser and the power supply module, helping to ensure optimal performance and reliability. It can also be used as a seal to increase the IP rating of the laser.





- Low-cost replacement filters
- Low noise levels

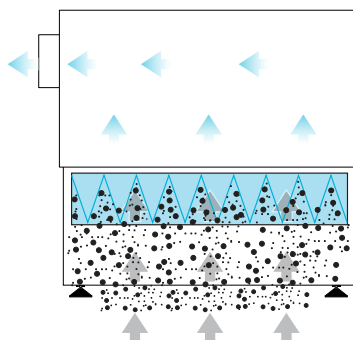
Approvals UKCA and CE | UL

#### Technical specification




Dimensions	15.8 x 15.0 x 16.5"	401 x 380 x 420mm
Weight	41 lbs	19 kg
Airflow	206 cfm	350 m <sup>3</sup> /hr

#### Airflow drawing

-  Pre-filter
-  Particulate
-  Contaminated air
-  Clean filtered air



#### Features

-  DeepPleat pre-filter
-  Filter change signal (optional)
-  Remote stop/start signal (optional)



FIND OUT MORE

[donaldsonbofa.com/ad-350-cu](https://donaldsonbofa.com/ad-350-cu)



# AD Cyclone

INLINE FILTER

## An inline cyclone filter for heavy particulate

Ideal for: Laser coding.

The AD Cyclone is an inline filter designed for laser marking processes that typically produce smaller particles. Engineered for use with the AD Oracle iQ, it is installed between the laser extraction point and the extractor. The extraction system's airflow powers the cyclone.

- Extended filter life
- On-line cleaning

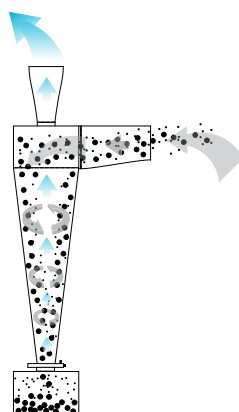
Approvals UKCA and CE | cUL | UL

### Technical specification

Dimensions	31.50 x 11.81 x 5.51"	800 x 300 x 140 mm
Weight	15 lbs	7 kg

### Airflow drawing

- Particulate
- Contaminated air
- Clean filtered air



AD Oracle iQ  
for illustrative purposes only

Find out more - AD Oracle iQ

See page 14



FIND OUT MORE

[donaldsonbofa.com/ad-cyclone](https://donaldsonbofa.com/ad-cyclone)

# TIP RANGE

FUME EXTRACTION SYSTEMS



# T1

## FUME EXTRACTION SYSTEM

### A single-operator extraction system for hand soldering applications

**Ideal for:** Hand soldering, lead-free soldering.

The T1 extraction system is designed to filter fumes and debris from a single-hand soldering application. Using small bore hoses and attachments, this portable system is ideal for applications that require close proximity, such as microextraction.







- Compact design
- High vacuum pumps
- Low noise level

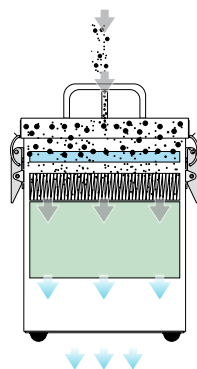
**Approvals** UKCA and CE

#### Technical specification

Dimensions	10.63 x 7.87 x 7.28"	270 x 200 x 185 mm
Weight	11 lbs	5 kg
Airflow	22 l/min per tip	

#### Airflow drawing

-  Pre-filter
-  HEPA filter
-  Carbon filter
-  Particulate
-  Contaminated air
-  Clean filtered air



#### Features



HEPA filter



Advanced carbon filters



FIND OUT MORE

[donaldsonbofa.com/t-1](https://donaldsonbofa.com/t-1)

# T 15

## FUME EXTRACTION SYSTEM

### A multi-operator extraction system for hand soldering applications

**Ideal for:** Hand soldering, lead-free soldering.

The T 15 extraction system is designed to filter fumes and debris from hand soldering applications with up to 15 operators. Using small bore hoses and attachments, this portable system is ideal for microextraction and other close proximity applications.







- Compact design
- High vacuum pumps
- Low noise level

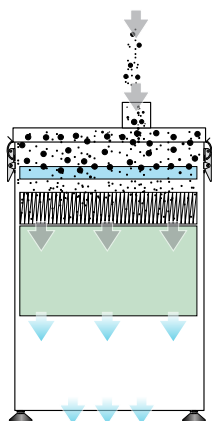
**Approvals** UKCA and CE

#### Technical specification

Dimensions	22.64 x 14.57 x 13.39"	575 x 370 x 340 mm
Weight	65 lbs	29 kg
Airflow	22 l/min per tip	

#### Airflow drawing

-  Pre-filter
-  HEPA filter
-  Carbon filter
-  Particulate
-  Contaminated air
-  Clean filtered air



#### Features



HEPA filter



Advanced carbon filters




FIND OUT MORE

[donaldsonbofa.com/t-15](https://donaldsonbofa.com/t-15)



# VOLUME RANGE

FUME EXTRACTION SYSTEMS





# V 200

## FUME EXTRACTION SYSTEM

### A single-arm extraction system for soldering applications

**Ideal for:** Hand soldering, lead-free soldering.

The V 200 is a single-arm, portable solder fume extraction system. It comes with an easy-to-follow installation kit containing everything required to set up a single operator with ease. The minimal installation allows for convenient relocation when factory layouts change.







- Simple installation
- Portable

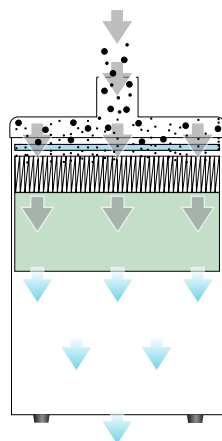
**Approvals** UKCA and CE

#### Technical specification

Dimensions	16.54 x 11.42 x 10.63"	420 x 290 x 270 mm
Weight	22 lbs	10 kg
Airflow / Pressure	53 cfm / 20 mbar	90 m³/hr / 20 mbar

#### Airflow drawing

-  Pre-filter
-  HEPA filter
-  Carbon filter
-  Particulate
-  Contaminated air
-  Clean filtered air



#### Features



HEPA filter



Advanced carbon filters



FIND OUT MORE

[donaldsonbofa.com/v-200](https://donaldsonbofa.com/v-200)

# V 250

## FUME EXTRACTION SYSTEM

### A dual-arm extraction system for soldering applications

**Ideal for:** De-soldering, conformal coating, gluing, potting, hand soldering, lead-free soldering, rework stations, soft soldering.

The V 250 is a dual-arm, portable solder fume extraction system. It comes complete with two extraction arms and an easy-to-follow installation kit containing everything required to set up two operators with ease. The minimal installation allows for convenient relocation when factory layouts change.

- Simple installation
- Portable

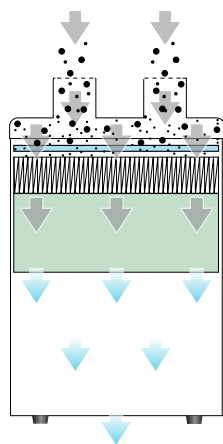
**Approvals** UKCA and CE

#### Technical specification

Dimensions	16.54 x 11.42 x 10.63"	420 x 290 x 270 mm
Weight	22 lbs	10 kg
Airflow / Pressure	106 cfm / 30 mbar	180 m³/hr / 30 mbar

#### Airflow drawing

- Pre-filter
- HEPA filter
- Carbon filter
- Particulate
- Contaminated air
- Clean filtered air



#### Features

- HEPA filter
- Advanced carbon filters
- Filter change signal (optional)
- Remote stop/start signal (optional)



FIND OUT MORE

[donaldsonbofa.com/v-250](https://donaldsonbofa.com/v-250)

# V 600

## FUME EXTRACTION SYSTEM

### A fume extraction system for electronics applications

**Ideal for:** Conformal coating, cowl, gluing, potting, hand soldering.

The V 600 fume extraction system is designed to filter fume from soldering and various electronics applications. It features a long-lasting filter, high airflow rates, and the capacity to support up to seven operators.







- Long-life, low-cost replacement filters
- High airflow rates
- Built-in silencing

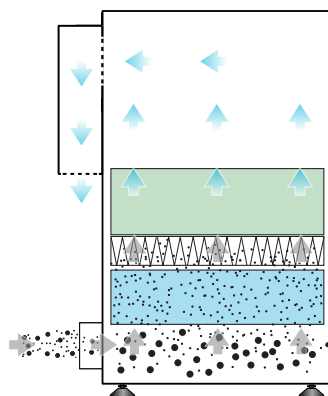
**Approvals** UKCA and CE

#### Technical specification









Dimensions	23.23 x 14.76 x 18.31"	590 x 375 x 465 mm
Weight	77 lbs	35 kg
Airflow / Pressure	206 cfm / 96 mbar	350 m³/hr / 96 mbar

#### Airflow drawing

-  Pre-filter
-  HEPA filter
-  Carbon filter
-  Particulate
-  Contaminated air
-  Clean filtered air



#### Features

-  DeepPleat pre-filter
-  HEPA filter
-  Advanced carbon filters
-  Reverse flow air technology
-  Multi-voltage sensing
-  System OK signal (optional)
-  Remote stop/start signal (optional)
-  VOC sensor (optional)



FIND OUT MORE

[donaldsonbofa.com/v-600](https://donaldsonbofa.com/v-600)

# V Oracle iQ

## FUME EXTRACTION SYSTEM

A mid-sized system for a range of electronics applications

Ideal for: Automated soldering, gluing, potting.

The V Oracle iQ integrates a variety of features, including our Intelligent Operating System (iQ), into one unique system. This versatile system is suitable for a range of electronics applications.







- High contrast display
- Real-time airflow reading
- Independent filter condition monitoring
- Remote diagnostics via USB

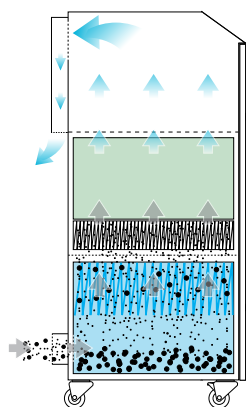
Approvals UKCA and CE

### Technical specification











Dimensions	38.39 x 17.91 x 19.88"	975 x 455 x 505 mm
Weight	143 lbs	65 kg
Airflow / Pressure	223 cfm / 96 mbar	380 m³/hr / 96 mbar

### Airflow drawing

-  Pre-filter
-  HEPA filter
-  Carbon filter
-  Particulate
-  Contaminated air
-  Clean filtered air



### Features

-  Intelligent Operating System (iQ)
-  DeepPleat DUO pre-filter
-  HEPA filter
-  Advanced carbon filters
-  Reverse flow air technology
-  Automatic flow control
-  Multi-voltage sensing
-  Onboard compressor (optional)
-  Remote stop/start signal (optional)
-  VOC sensor (optional)



FIND OUT MORE

[donaldsonbofa.com/v-oracle-iq](https://donaldsonbofa.com/v-oracle-iq)

# V 1000 iQ

## FUME EXTRACTION SYSTEM

### A high-volume extraction system for soldering applications

**Ideal for:** Automated soldering, brazing, hand soldering.

The V 1000 iQ fume extraction system is an ideal choice for heavy-duty hand and machine-automated solder applications that generate large amounts of particulate and gaseous organic compounds. It can cater to up to 15 operators as a centralized system.







- High airflow and pressure rates
- Real-time airflow reading
- High contrast display
- Remote diagnostics via USB
- Independent filter condition monitoring
- Long-life, low-cost replacement filters

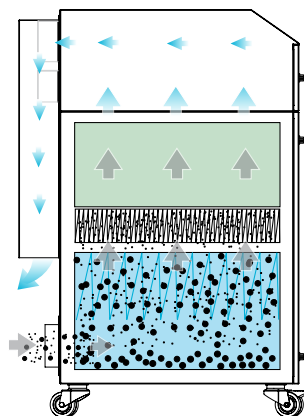
**Approvals** UKCA and CE | cUL | UL

#### Technical specification

Dimensions	47.44 x 24.41 x 31.10"	1205 x 620 x 790 mm
Weight	322 lbs	147 kg
Airflow / Pressure	500 cfm / 100 mbar	850 m³/hr / 100 mbar

#### Airflow drawing

-  Pre-filter
-  HEPA filter
-  Carbon filter
-  Particulate
-  Contaminated air
-  Clean filtered air



#### Features

-  Intelligent Operating System (iQ)
-  DeepPleat DUO pre-filter
-  HEPA filter
-  Advanced carbon filters
-  Reverse flow air technology
-  Automatic flow control
-  Onboard compressor (optional)
-  Remote stop/start signal (optional)
-  VOC sensor (optional)




FIND OUT MORE

[donaldsonbofa.com/v-1000-iq](http://donaldsonbofa.com/v-1000-iq)



# ADDITIVE MANUFACTURING RANGE

FUME EXTRACTION SYSTEMS



# AM 400

## FUME EXTRACTION SYSTEM

### A premium filtration and atmosphere management system for additive manufacturing

**Ideal for:** Metal powder bed fusion, directed energy deposition, binder jetting.

The AM 400 is our premium filtration and atmosphere management system for additive manufacturing processes. Designed to filter particulate in inert atmospheres, it's an ideal choice for direct metal laser sintering and selective laser melting polymer applications. The system is hermetically sealed to keep inert gas in and oxygen out and operates on a closed-loop operation.






- Low leakage
- High contrast display
- Removable, sealed filter
- Quick and easy housing removal
- Remote diagnostics via USB

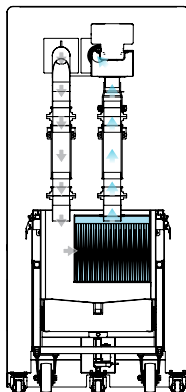
**Approvals** UKCA and CE

#### Technical specification




Dimensions	65.75 x 31.10 x 33.74"	1670 x 790 x 857 mm
Weight	423 lb	192 kg
Airflow / Pressure	Min: 88 cfm Max: 188 cfm	Min: 150 m³/hr Max: 330 m³/hr

#### Airflow drawing

-  Pre-filter
-  HEPA filter
-  Particulate
-  Contaminated air
-  Clean filtered air



#### Features

-  Intelligent Operating System (iQ)
-  DeepPleat DUO pre-filter
-  HEPA filter
-  Reverse flow air technology
-  Automatic flow control
-  System OK signal



FIND OUT MORE

[donaldsonbofa.com/am-400](https://donaldsonbofa.com/am-400)

# 3D PRINTPRO RANGE

FUME EXTRACTION SYSTEMS



# Shield

## ENCLOSURE

### A spacious enclosure for 3D printing processes

**Ideal for:** Filament deposition modeling, material extrusion, resin 3D printing, post-processing.

The Shield is a spacious enclosure designed to work with an extraction system to help reduce potential exposure to nanoparticles and VOCs released during 3D printing processes. It helps to minimize common print issues by shielding against temperature fluctuations caused by drafts from open windows or doors. Available as a standalone enclosure or bundled with selected Donaldson BOFA extraction systems for enhanced air quality management.


- Dual access points (top and front)
- Easy-to-assemble flat-pack design
- Reduces operational noise
- Helps open-framed printers maintain stable printing temperatures
- Transparent acrylic to allow visibility of print
- Deliberately oversized for easy print removal or consumable replacement without moving the printer
- Fully configurable with multiple feed-through options and adjustable door orientation
- Sturdy, high-quality construction

#### Technical specification

Dimensions	36.2 x 24.2 x 24.7"	920 x 616 x 628 mm
Weight	47.4 lbs	21.5 kg
Cabinet construction	Powder-coated metal and acrylic	



#### Airflow drawing



#### Available bundle option



3D PrintPRO 3 - See page 40



FIND OUT MORE

[donaldsonbofa.com/shield](https://donaldsonbofa.com/shield)



# 3D PrintPRO 2

## FUME EXTRACTION SYSTEM

### A compact system for 3D printers

Ideal for: VAT polymerization, fused filament fabrication.

The 3D PrintPRO 2 is an affordable filtration and atmosphere management system for 3D printers. It's designed to filter fumes generated by the printer without causing the filament deposition area to be cooled. It includes a connection hose, a 'stay put' arm, a conical-shaped nozzle, and 'print your own' plenum instructions.







- Small footprint
- Low noise level

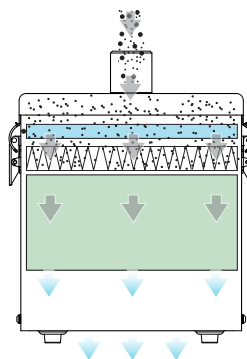
Approvals UKCA and CE

#### Technical specification





Dimensions	12.99 x 11.42 x 10.63"	330 x 290 x 270 mm
Weight	17 lbs	7.8 kg
Airflow / Pressure	27 cfm	45 m <sup>3</sup> /hr

#### Airflow drawing

-  Pre-filter
-  HEPA filter
-  Carbon filter
-  Particulate
-  Contaminated air
-  Clean filtered air



#### Features

-  HEPA filter
-  Advanced carbon filters
-  Multi-voltage sensing
-  Remote stop/start signal (optional)



FIND OUT MORE

[donaldsonbofa.com/3d-printpro-2](https://donaldsonbofa.com/3d-printpro-2)



# 3D PrintPRO 3

## FUME EXTRACTION SYSTEM

### A freestanding system for 3D printers

**Ideal for:** VAT polymerization, fused filament fabrication, material jetting.

The 3D PrintPRO 3 filtration and atmosphere management system has been designed for 3D printers. It features an externally mounted plenum system that helps filter fumes generated during 3D printing processes. It includes a connection hose, a 'stay put' arm, a conical-shaped nozzle, and 'print your own' plenum instructions.







- Small footprint
- Low noise level
- Digital speed control
- Return airflow capabilities

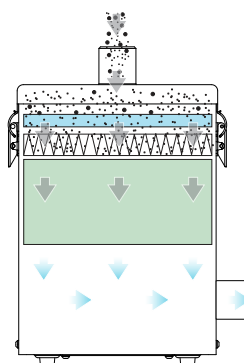
**Approvals** UKCA and CE

#### Technical specification






Dimensions	15.75 x 11.42 x 11.81"	400 x 290 x 300 mm
Weight	24 lbs	11 kg
Airflow / Pressure	70 cfm / 20 mbar	120 m³/hr / 20 mbar

#### Airflow drawing

-  Pre-filter
-  HEPA filter
-  Carbon filter
-  Particulate
-  Contaminated air
-  Clean filtered air



#### Features

-  HEPA filter
-  Advanced carbon filters
-  Multi-voltage sensing
-  Filter change signal (optional)
-  Remote stop/start signal (optional)

#### Available bundle option



Shield - See page 38



FIND OUT MORE

[donaldsonbofa.com/3d-printpro-3](https://donaldsonbofa.com/3d-printpro-3)

# 3D PrintPRO 4

## FUME EXTRACTION SYSTEM

### A system for large, enclosed 3D printers

**Ideal for:** Polymer powder bed fusion, VAT polymerization, fused filament fabrication, material jetting.

The 3D PrintPRO 4 is a filtration and atmosphere management system designed for large, enclosed, high-performance 3D printers. It connects to the 3D printer and returns filtered air either back into the printer enclosure or into the workplace environment. It features a unique combination of 4 filter mediums to optimize filtration performance. The system comes with a connection hose and 'print your own' plenum instructions.







- Low noise level
- High airflow rates

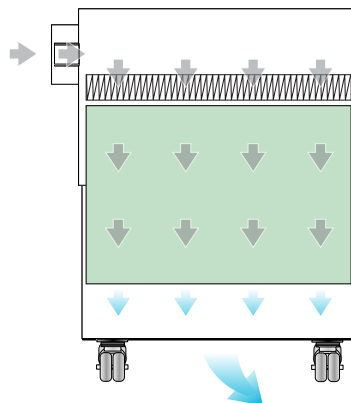
**Approvals** UKCA and CE

#### Technical specification







Dimensions	24.61 x 15.16 x 20.67"	625 x 385 x 525 mm
Weight	113 lbs	51 kg
Airflow	159 cfm	270 m³/hr

#### Airflow drawing

-  Pre-filter
-  HEPA filter
-  Carbon filter
-  Particulate
-  Contaminated air
-  Clean filtered air



#### Features

-  HEPA filter
-  Advanced carbon filters
-  Multi-voltage sensing
-  Filter change signal
-  Remote stop/start signal (optional)
-  VOC sensor (optional)



FIND OUT MORE

[donaldsonbofa.com/3d-printpro-4](https://donaldsonbofa.com/3d-printpro-4)

# 3D PrintPRO HT

## FUME EXTRACTION SYSTEM

For enclosed, high-performance 3D printers with up to 212°F (100°C) chamber air temperature

Ideal for: Extrusion printing.

The 3D PrintPRO HT provides a premium fume extraction solution for high-performing 3D printers operating with elevated chamber air temperatures. With a modular approach, the design caters to closed-loop continuous operation, open-loop intermittent operation, and the ability to do both with a pairing kit.

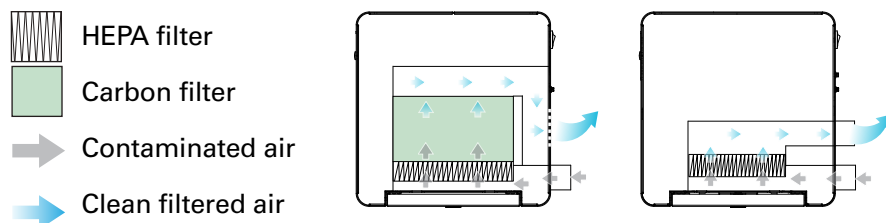
- Ability to filter gas up to 212°F/100°C
- Low noise level
- Low heat loss through insulated construction

Approvals UKCA and CE

### Technical specification

Dimensions	23.94 x 15.98 x 23.23"	608 x 406 x 590 mm
Weight	110 lbs	50 kg
Airflow / Pressure	22 cfm	80 m³/hr

### Airflow drawing



### Features

- HEPA filter
- Advanced carbon filters
- Multi-voltage sensing
- Filter change signal
- Remote stop/start signal



FIND OUT MORE

[donaldsonbofa.com/3d-printpro-ht](https://donaldsonbofa.com/3d-printpro-ht)

# PRINTPRO RANGE

FUME EXTRACTION SYSTEMS



# PrintPRO Universal

## FUME EXTRACTION SYSTEM

A compact system designed for printing applications

**Ideal for:** Wide-format printing, continuous Inkjet (CIJ), digital flexo plates, flexographic printing, low solvent ink, MEK, priming inkjet, screen printer, solvent ink, UV coating, UV printing.

The PrintPRO Universal fume extraction system is a compact system for printing applications. Its large gas filter is designed to capture a range of solvents generated within printing environments, including MEK, ketones, and vapors from UV applications.






- Low noise level
- Small footprint
- Long-life, low-cost replacement filters
- High airflow rates

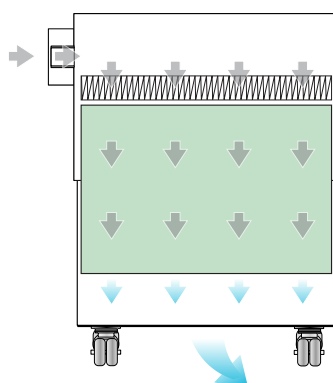
**Approvals** UKCA and CE | cUL | UL

### Technical specification







Dimensions	24.61 x 15.16 x 20.67"	625 x 385 x 525 mm
Weight	113 lbs	51 kg
Airflow / Pressure	223 cfm / 96 mbar	380 m³/hr / 96 mbar

### Airflow drawing

-  HEPA filter
-  Carbon filter
-  Particulate
-  Contaminated air
-  Clean filtered air



### Features

-  HEPA filter
-  Advanced carbon filters
-  Multi-voltage sensing
-  Filter change signal (optional)
-  Remote stop/start signal (optional)
-  VOC sensor (optional)



FIND OUT MORE

[donaldsonbofa.com/printpro-universal](https://donaldsonbofa.com/printpro-universal)



# PrintPRO 1000 iQ

## FUME EXTRACTION SYSTEM

### A system for heavy-duty printing applications

**Ideal for:** Wide-format printing, continuous Inkjet (CIJ), flexographic printing, UV coating, UV printing.

The PrintPRO 1000 iQ fume extraction system is an ideal choice for heavy-duty printing applications that generate large amounts of particulate and gaseous organic compounds. It features a high-capacity carbon/gas filter specifically designed for use in printing processes.







- High airflow rates
- Real-time airflow reading
- Independent filter condition monitoring
- High contrast display

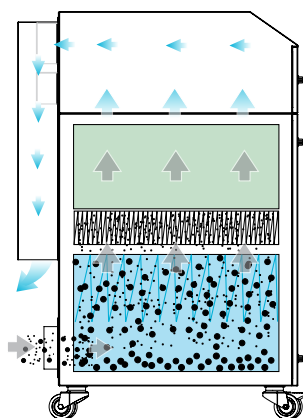
**Approvals** UKCA and CE | cUL | UL

#### Technical specification











Dimensions	47.44 x 24.41 x 31.10"	1205 x 620 x 790 mm
Weight	322 lbs	147 kg
Airflow / Pressure	500 cfm / 100 mbar	850 m³/hr / 100 mbar

#### Airflow drawing

-  Pre-filter
-  HEPA filter
-  Carbon filter
-  Particulate
-  Contaminated air
-  Clean filtered air



#### Features

-  Intelligent Operating System (iQ)
-  DeepPleat DUO pre-filter
-  HEPA filter
-  Advanced carbon filters
-  Reverse flow air technology
-  Automatic flow control
-  System OK signal (optional)
-  Onboard compressor (optional)
-  Remote stop/start signal (optional)
-  VOC sensor (optional)



FIND OUT MORE

[donaldsonbofa.com/printpro-1000-iq](https://donaldsonbofa.com/printpro-1000-iq)



# PrintPRO Oracle DS

## FUME EXTRACTION SYSTEM

A system for heavy-duty printing applications

Ideal for: Dye sublimation.

The PrintPRO Oracle DS fume extraction system is designed to filter fumes generated from dye sublimation printers. With a large filter capacity and high airflow, it's an ideal choice for heavy-duty applications that produce large amounts of particulate and gaseous organic compounds.

- Long-life, low-cost replacement filters
- High airflow rates
- Automatic fluid drain

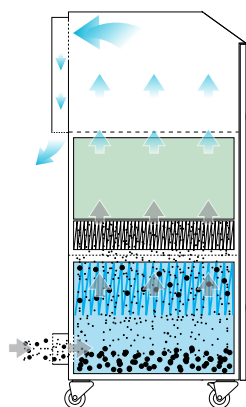
Approvals UKCA and CE

### Technical specification

Dimensions	37.60 x 16.93 x 18.70"	955 x 430 x 475 mm
Weight	143 lbs	65 kg
Airflow / Pressure	223 cfm / 96 mbar	380 m³/hr / 96 mbar

### Airflow drawing

- Pre-filter
- HEPA filter
- Carbon filter
- Particulate
- Contaminated air
- Clean filtered air



### Features

- HEPA filter
- Advanced carbon filters
- Reverse flow air technology
- Automatic flow control
- System OK signal (optional)
- Remote stop/start signal (optional)
- VOC sensor (optional)



FIND OUT MORE

[donaldsonbofa.com/printpro-oracle-ds](http://donaldsonbofa.com/printpro-oracle-ds)

# PrintPRO 800 DS

## FUME EXTRACTION SYSTEM

### A system for heavy-duty printing applications

Ideal for: Dye sublimation.

The PrintPRO 800 DS fume extraction system is designed to filter fumes from dye sublimation printers. Combining large filter capacity with high airflow and pressure, it is ideal for heavy-duty applications that produce significant amounts of gaseous organic compounds.







- Long-life, low-cost replacement filters
- High airflow rates
- Automatic fluid drain

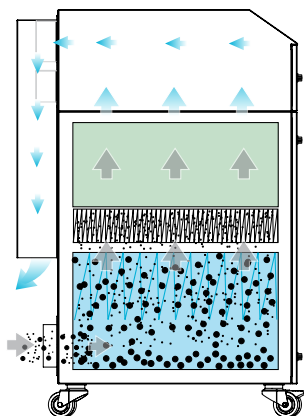
Approvals UKCA and CE

#### Technical specification





Dimensions	46.06 x 23.62 x 28.07"	1170 x 600 x 713 mm
Weight	341 lbs	155 kg
Airflow / Pressure	447 cfm / 96 mbar	760 m³/hr / 96 mbar

#### Airflow drawing

-  Pre-filter
-  HEPA filter
-  Carbon filter
-  Particulate
-  Contaminated air
-  Clean filtered air



#### Features

-  HEPA filter
-  Advanced carbon filters
-  Reverse flow air technology
-  Automatic flow control



FIND OUT MORE

[donaldsonbofa.com/printpro-800-ds](http://donaldsonbofa.com/printpro-800-ds)

# DUSTPRO RANGE

EXTRACTION SYSTEMS



# DustPRO 50

## EXTRACTION SYSTEM

### A compact, high-vacuum extraction system

Ideal for: Light-duty woodworking.

The DustPRO 50 is a compact, high-vacuum extraction system designed for lightweight applications. It features a large capacity bag filter and brushless blower that helps to ensure a long lifespan.

- Long-life, low-cost replacement filters
- Small footprint
- Low noise level

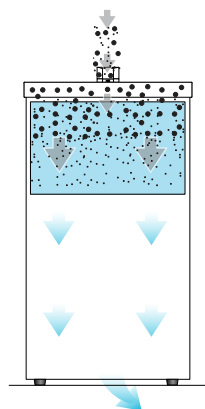
Approvals UKCA and CE

#### Technical specification

Dimensions	22.64 x 12.60 x 11.61"	575 x 320 x 295 mm
Weight	50 lbs	23 kg
Airflow / Pressure	47 cfm / 100 mbar	80 m³/hr / 100 mbar

#### Airflow drawing

- Bag filter
- Particulate
- Contaminated air
- Clean filtered air



#### Features



Remote stop/start signal (optional)



FIND OUT MORE

[donaldsonbofa.com/dustpro-50](https://donaldsonbofa.com/dustpro-50)

# DustPRO 100

## EXTRACTION SYSTEM

### A high-vacuum extraction system

Ideal for: Drilling, CNC, routing.

The DustPRO 100 is a high-vacuum extraction system designed to filter swarf and particulates generated during processes such as routing, mechanical engraving, grinding, and turning. It features a larger capacity bag filter compared to the DustPRO 50 and includes a brushless blower to help ensure a long lifespan.






- Long-life, low-cost replacement filters
- Low noise level

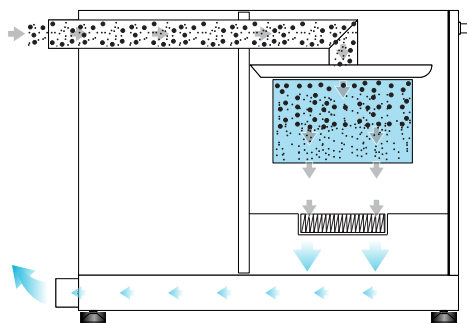
Approvals UKCA and CE

#### Technical specification

Dimensions	22.44 x 18.11 x 28.74"	570 x 460 x 730 mm
Weight	128 lbs	58 kg
Airflow / Pressure	105 cfm / 110 mbar	180 m³/hr / 110 mbar

#### Airflow drawing

-  Pre-filter
-  HEPA filter
-  Particulate
-  Contaminated air
-  Clean filtered air



#### Features

-  HEPA filter
-  Filter change signal (optional)
-  Remote stop/start signal (optional)



FIND OUT MORE

[donaldsonbofa.com/dustpro-100](https://donaldsonbofa.com/dustpro-100)

# DustPRO 250

## EXTRACTION SYSTEM

A system for a variety of industrial applications

Ideal for: Drilling, CNC, routing.

The DustPRO 250 extraction system is designed to filter swarf and smaller particulates during light-duty industrial processes. It boasts a high airflow for stronger extraction and features a large 6.4-liter bag filter along with a brushless blower to help ensure a long lifespan.






- Low noise level
- Small footprint

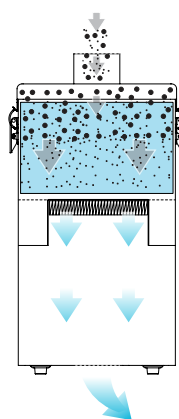
Approvals UKCA and CE

### Technical specification




Dimensions	20.47 x 11.42 x 10.63"	520 x 290 x 270 mm
Weight	22 lbs	10 kg
Airflow / Pressure	105 cfm / 30 mbar	180 m³/hr / 30 mbar

### Airflow drawing

-  Pre-filter
-  HEPA filter
-  Particulate
-  Contaminated air
-  Clean filtered air



### Features

-  HEPA filter
-  Filter change signal (optional)
-  Remote stop/start signal (optional)



FIND OUT MORE

[donaldsonbofa.com/dustpro-250](https://donaldsonbofa.com/dustpro-250)



# DustPRO 400

## EXTRACTION SYSTEM

### A system for a variety of industrial applications

**Ideal for:** Drilling, CNC, chip collectors, grinding, mechanical engraving, rotary engraving, routing, weld cleaning.

The DustPRO 400 is a particulate and dust extraction system for a variety of industrial applications. With a higher airflow than the DustPRO 250, it features variable airflow speed and a brushless high-vacuum blower designed to help ensure a long lifespan.






- Simple operation
- Low running costs
- Small footprint

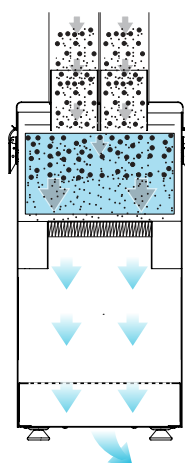
**Approvals** UKCA and CE

#### Technical specification






Dimensions	23.62 x 11.22 x 10.83"	600 x 285 x 275 mm
Weight	31 lbs	14 kg
Airflow / Pressure	235 cfm / 96 mbar	400 m <sup>3</sup> /hr / 96 mbar

#### Airflow drawing

-  Pre-filter
-  HEPA filter
-  Particulate
-  Contaminated air
-  Clean filtered air



#### Features

-  HEPA filter
-  Multi-voltage sensing
-  Variable airflow speed
-  Filter change signal (optional)
-  Remote stop/start signal (optional)



FIND OUT MORE

[donaldsonbofa.com/dustpro-400](https://donaldsonbofa.com/dustpro-400)

# DustPRO Universal

## EXTRACTION SYSTEM

### A standalone dust extraction system

**Ideal for:** Drilling, artificial restoration, CNC, chip collectors, grinding, mechanical engraving, rotary engraving, routing, weld cleaning.

The DustPRO Universal is an industrial standalone extraction system designed to filter swarf and smaller particulates generated from a variety of industrial applications. It features a large 18-liter capacity filter bag and a brushless high-vacuum blower designed to help ensure a long lifespan.






- Simple operation
- Long-life, low-cost replacement filters
- Low noise level

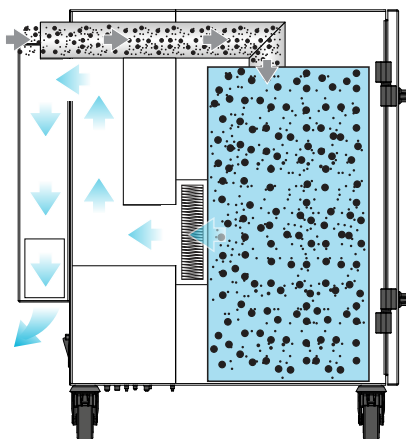
**Approvals** UKCA and CE | cUL | UL

#### Technical specification





Dimensions	23.23 x 18.11 x 21.06"	590 x 460 x 535 mm
Weight	73 lbs	33 kg
Airflow / Pressure	167 cfm / 96 mbar	285 m³/hr / 96 mbar

#### Airflow drawing

-  Pre-filter
-  HEPA filter
-  Particulate
-  Contaminated air
-  Clean filtered air



#### Features

-  HEPA filter
-  Multi-voltage sensing
-  Filter change signal (optional)
-  Remote stop/start signal (optional)



FIND OUT MORE

[donaldsonbofa.com/dustpro-universal](https://donaldsonbofa.com/dustpro-universal)

# DustPRO 500 iQ

## EXTRACTION SYSTEM

### A system for medium-duty industrial applications

**Ideal for:** Drilling, CNC, chip collectors, grinding, mechanical engraving, rotary engraving, routing, weld cleaning.

The DustPRO 500 iQ extraction system is ideal for medium-duty applications that generate large amounts of particulate. It offers a large filter capacity along with high airflow and pressure rates.






- Long-life, low-cost replacement filters
- High contrast display
- Remote diagnostics via USB

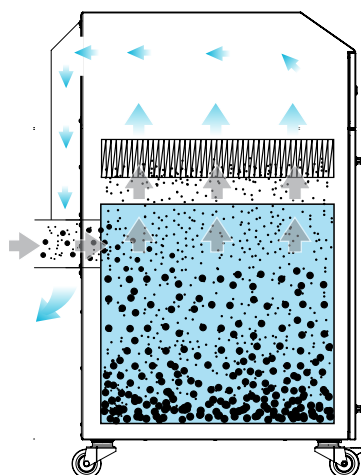
**Approvals** UKCA and CE | cUL | UL

#### Technical specification




Dimensions	47.44 x 24.21 x 31.10"	1205 x 615 x 790 mm
Weight	126 lbs	98 kg
Airflow / Pressure	324 cfm / 100 mbar	550 m <sup>3</sup> /hr / 100 mbar

#### Airflow drawing

-  Pre-filter
-  HEPA filter
-  Particulate
-  Contaminated air
-  Clean filtered air



#### Features

-  Intelligent Operating System (iQ)
-  HEPA filter
-  Reverse flow air technology
-  Automatic flow control
-  System OK signal (optional)
-  Remote stop/start signal (optional)



FIND OUT MORE

[donaldsonbofa.com/dustpro-500-iq](https://donaldsonbofa.com/dustpro-500-iq)

# DustPRO 1000 iQ

## EXTRACTION SYSTEM

A system for medium to heavy-duty industrial applications

**Ideal for:** Drilling, CNC, chip collectors, grinding, mechanical engraving, rotary engraving, routing, weld cleaning.

The DustPRO 1000 iQ extraction system is ideal for medium to heavy-duty applications that generate large amounts of particulate. With a greater airflow than the DustPRO 500 iQ, it also offers significant filter capacity.






- Long-life, low-cost replacement filters
- High contrast display
- Remote diagnostics via USB

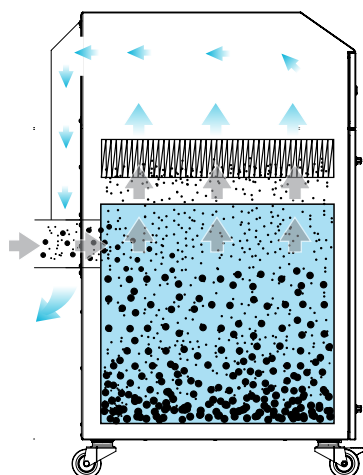
**Approvals** UKCA and CE | cUL | UL

### Technical specification



Dimensions	47.44 x 24.21 x 31.89"	1205 x 615 x 810 mm
Weight	209 lbs	95 kg
Airflow / Pressure	500 cfm / 100 mbar	850 m³/hr / 100 mbar

### Airflow drawing

-  Pre-filter
-  HEPA filter
-  Particulate
-  Contaminated air
-  Clean filtered air



### Features

-  Intelligent Operating System (iQ)
-  HEPA filter
-  Reverse flow air technology
-  Automatic flow control
-  System OK signal (optional)
-  Remote stop/start signal (optional)



FIND OUT MORE

[donaldsonbofa.com/dustpro-1000-iq](https://donaldsonbofa.com/dustpro-1000-iq)

# DustPRO 1500 iQ

## EXTRACTION SYSTEM

### A system for heavy-duty industrial system

**Ideal for:** Drilling, CNC, chip collectors, grinding, mechanical engraving, rotary engraving, routing, weld cleaning.

The DustPRO 1500 iQ extraction system is ideal for heavy-duty applications that generate large amounts of particulate. It has a large filter capacity and provides higher airflow than the DustPRO 1000 iQ system.






- Long-life, low-cost replacement filters
- High contrast display
- Remote diagnostics via USB

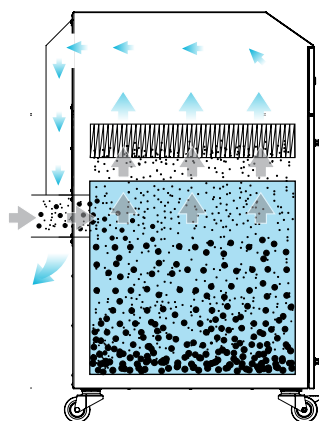
**Approvals** UKCA and CE | cUL | UL

#### Technical specification


Dimensions	47.44 x 24.21 x 31.10"	1205 x 615 x 790 mm
Weight	225 lbs	102 kg
Airflow / Pressure	735 cfm / 100 mbar	1250 m³/hr / 100 mbar

#### Airflow drawing

-  Pre-filter
-  HEPA filter
-  Particulate
-  Contaminated air
-  Clean filtered air



#### Features

-  Intelligent Operating System (iQ)
-  HEPA filter
-  Reverse flow air technology
-  Automatic flow control
-  System OK signal (optional)
-  Remote stop/start signal (optional)



FIND OUT MORE

[donaldsonbofa.com/dustpro-1500-iq](http://donaldsonbofa.com/dustpro-1500-iq)



# DENTALPRO RANGE

EXTRACTION SYSTEMS



# DentalPRO 400

## EXTRACTION SYSTEM

A multi-user system for a variety of dental applications

**Ideal for:** Hand working processes, crown and bridge frameworks, aluminum oxide milling, CAD/CAM manufacture, dental milling, monomer mixing, spindle drivers, zirconium milling.

The DentalPRO 400 is a multi-user particulate and dust extraction system for a variety of dental applications. Ideally suited to manual benchtop processes, it features variable airflow speed and a brushless high-vacuum blower designed to help ensure a long lifespan.






- Simple operation
- Low running costs
- Small footprint

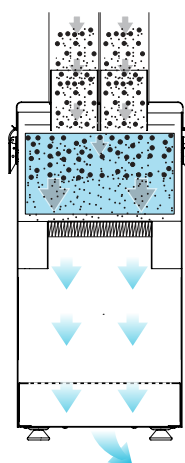
**Approvals** UKCA and CE

### Technical specification





Dimensions	23.62 x 11.22 x 10.83"	600 x 285 x 275 mm
Weight	31 lbs	14 kg
Airflow / Pressure	235 cfm / 96 mbar	400 m <sup>3</sup> /hr / 96 mbar

### Airflow drawing

-  Pre-filter
-  HEPA filter
-  Particulate
-  Contaminated air
-  Clean filtered air



### Features

-  HEPA filter
-  Variable airflow speed
-  Filter change signal (optional)
-  Remote stop/start signal (optional)



FIND OUT MORE

[donaldsonbofa.com/dentalpro-400](https://donaldsonbofa.com/dentalpro-400)

# DentalPRO Universal

## EXTRACTION SYSTEM

### A standalone system for dental applications

**Ideal for:** Hand working processes, crown and bridge frameworks, aluminum oxide milling, CAD/CAM manufacture, dental milling, monomer mixing, spindle drivers, zirconium milling.

The DentalPRO Universal is a standalone extraction system designed to filter dust and smaller particulates generated from dental applications. It features a large 18-liter capacity filter bag and a brushless high-vacuum blower designed to help ensure a long lifespan.






- Simple operation
- Long-life, low-cost replacement filters
- Low noise level

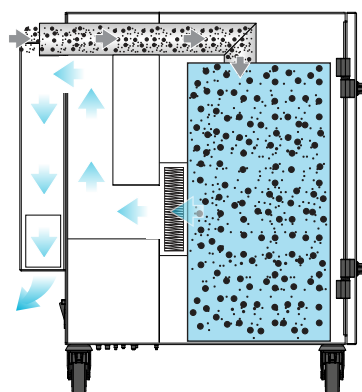
**Approvals** UKCA and CE

#### Technical specification




Dimensions	23.23 x 18.11 x 21.06"	590 x 460 x 535 mm
Weight	73 lbs	33 kg
Airflow / Pressure	167 cfm / 96 mbar	285 m <sup>3</sup> /hr / 96 mbar

#### Airflow drawing

-  Pre-filter
-  HEPA filter
-  Particulate
-  Contaminated air
-  Clean filtered air



#### Features

-  HEPA filter
-  Filter change signal (optional)
-  Remote stop/start signal (optional)



FIND OUT MORE

[donaldsonbofa.com/dentalpro-universal](https://donaldsonbofa.com/dentalpro-universal)

# DentalPRO Base

## EXTRACTION SYSTEM

### A ride-on dust extraction system for dental milling

**Ideal for:** Hand working processes, crown and bridge frameworks, aluminum oxide milling, CAD/CAM manufacture, dental milling, monomer mixing, spindle drivers, zirconium milling.

The DentalPRO Base is a ride-on dust extraction system for dental milling. It delivers high performance in a convenient ride-on format, allowing the extractor to function as a workstation.

- Low noise levels
- Ride-on system
- Blower with high airflow and pressure

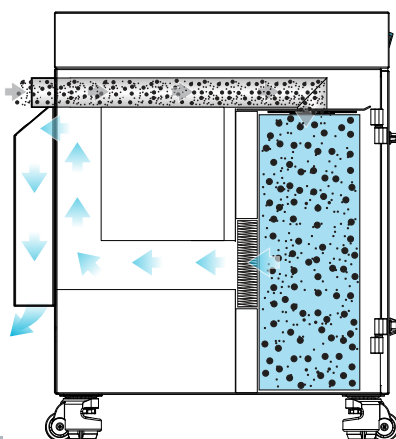
**Approvals** UKCA and CE

#### Technical specification

Dimensions	24.02 x 26.38 x 30.12"	610 x 670 x 765 mm
Weight	110 lbs	50 kg
Airflow / Pressure	167 cfm / 96 mbar	285 m³/hr / 96 mbar

#### Airflow drawing

- Pre-filter
- HEPA filter
- Particulate
- Contaminated air
- Clean filtered air



#### Features

- HEPA filter
- Multi-voltage sensing
- Onboard compressor (optional)
- Filter change signal (optional)
- Remote stop/start signal (optional)



FIND OUT MORE

[donaldsonbofa.com/dentalpro-base](https://donaldsonbofa.com/dentalpro-base)

# FUMECAB RANGE

FUME CABINETS





# FumeCAB 250

## FUME CABINET

A small fume cabinet for a wide range of applications

**Ideal for:** Hand working processes, hand soldering, lead-free soldering, monomer mixing, powder weighing and handling.

The FumeCAB 250 is a versatile fume cabinet suitable for a wide range of applications. It is designed to work with our V 250 extraction system.

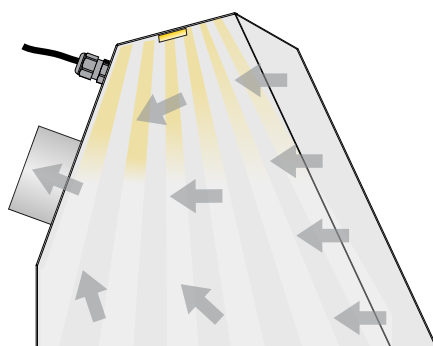


### Technical specification

Dimensions	11.42 x 15.75 x 11.81"	290 x 400 x 300 mm
Weight	7 lbs	3 kg

### Airflow drawing

- Contaminated air
- LED lighting



● V 250

for illustrative purposes only

Find out more - V 250

See page 31



FIND OUT MORE

[donaldsonbofa.com/fumecab-250](https://donaldsonbofa.com/fumecab-250)

# FumeCAB 600

## FUME CABINET

A versatile fume cabinet for a variety of applications

**Ideal for:** Hand working processes, hand soldering, lead-free soldering, monomer mixing, powder weighing and handling.

The FumeCAB 600 is a versatile fume cabinet suitable for a wide range of applications. With a larger working area and higher airflow than the FumeCAB 250, it is designed to be used with our V 600 extraction system.

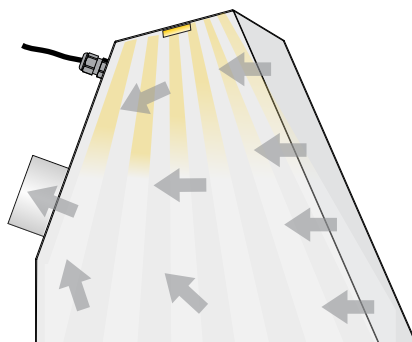


### Technical specification

Dimensions	13.98 x 24.02 x 16.54"	355 x 610 x 420 mm
Weight	11 lbs	5 kg

### Airflow drawing

- Contaminated air
- LED lighting



● V 600

for illustrative purposes only

Find out more - V 600

See page 32



FIND OUT MORE

[donaldsonbofa.com/fumecab-600](http://donaldsonbofa.com/fumecab-600)

# FumeCAB 700

## FUME CABINET

### A versatile fume cabinet for a broad range of applications

**Ideal for:** Conformal coating, gluing, potting, hand working processes, hand soldering, lead-free soldering, monomer mixing, powder weighing and handling.

The FumeCAB 700 is a versatile fume cabinet suitable for a broad range of applications. Ultra-bright, energy-saving LED lights make it ideal for applications requiring operators to identify uniformity issues.







- Low noise level
- Large working area



**Approvals** UKCA and CE

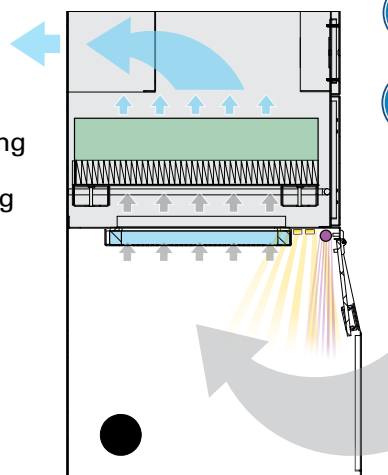
#### Technical specification

Dimensions	30.71 x 27.56 x 19.29"	780 x 700 x 490 mm
Weight	143 lbs	65 kg



#### Airflow drawing

-  Pre-filter
-  HEPA filter
-  Carbon filter
-  Particulate
-  Contaminated air
-  Clean filtered air

-  LED lighting
-  UV lighting



#### Features

-  HEPA filter
-  Advanced carbon filters
-  Reverse flow air technology
-  Automatic flow control
-  Conformal coating (optional)
-  UV light (optional)
-  VOC sensor (optional)



FIND OUT MORE

[donaldsonbofa.com/fumecab-700](https://donaldsonbofa.com/fumecab-700)

# FumeCAB 1000 iQ

## FUME CABINET

An integrated fume cabinet for a range of applications

**Ideal for:** Conformal coating, chemical control, gluing, potting, pathology, pipetting, powder weighing, spray drying, tablet pressing, hand working processes, hand soldering, lead-free soldering, monomer mixing, powder weighing and handling.

The FumeCAB 1000 iQ is an integrated fume cabinet suitable for a range of applications. As our largest FumeCAB model, it provides users with an extra depth of working space for taller applications. Ultra-bright, energy-saving LED lights make this system ideal for a variety of processes.

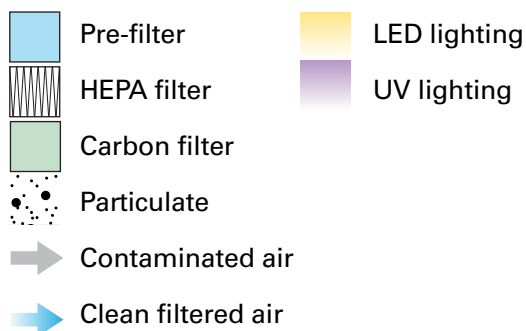
- Long-life, low-cost replacement filters
- High contrast display
- Remote diagnostics via USB

**Approvals** UKCA and CE

### Technical specification

Dimensions	37.13 x 40.51 x 26.34"	943 x 1029 x 669 mm
Weight	264 lbs	120 kg

### Airflow drawing



### Features

- iQ** Intelligent Operating System (iQ)
- HEPA** HEPA filter
- Advanced carbon filters
- Reverse flow air technology
- Automatic flow control
- Conformal coating (optional)
- UV light (optional)
- VOC sensor (optional)



FIND OUT MORE

[donaldsonbofa.com/fumecab-1000-iq](https://donaldsonbofa.com/fumecab-1000-iq)

# OTHER

FUME EXTRACTION SYSTEMS AND ACCESSORIES





# Mobile FumeKART

## FUME EXTRACTION SYSTEM

### A multi-purpose mobile dust and fume extraction system

**Ideal for:** Hand soldering, solvents, injection molding purge cycle, painting.

The Mobile FumeKART is a versatile and portable dust and fume extraction system suitable for a variety of applications. Designed to filter dust particles, weld fumes, vapors, and other pollutants from the work environment, the FumeKART is easy to operate and maintain and provides the additional benefit of being fully portable.







- Low noise level
- Fully portable

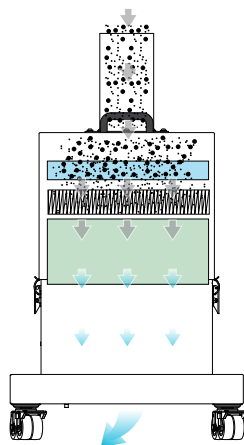
**Approvals** UKCA and CE

#### Technical specification






Dimensions	33.07 x 18.70 x 21.65"	840 x 475 x 550 mm
Weight	119 lbs	54 kg
Airflow	223 cfm	380 m <sup>3</sup> /hr

#### Airflow drawing

-  Pre-filter
-  HEPA filter
-  Carbon filter
-  Particulate
-  Contaminated air
-  Clean filtered air



#### Features

-  DeepPleat pre-filter
-  HEPA filter
-  Advanced carbon filters
-  Multi-voltage sensing
-  VOC sensor (optional)



FIND OUT MORE

[donaldsonbofa.com/mobile-fumekart](http://donaldsonbofa.com/mobile-fumekart)

# ILF 300

## INLINE FILTER

### An inline pre-filter for high-dust or particulate applications

**Ideal for:** Wood lathes, planning, circular saws, chip collectors, mechanical engraving, rotary engraving, routing.

The ILF 300 is an inline pre-filter designed for applications that generate high amounts of dust or particulate. Developed to be used alongside a Donaldson BOFA extraction system, it helps to protect the life of the filters inside the extraction system.





- Extended filter life
- Large holding capacity

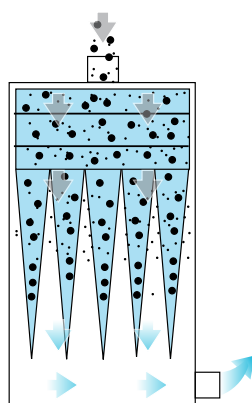


#### Technical specification

Dimensions	31.34 x 25.12 x 12.99"	796 x 638 x 328 mm
Weight	60 lbs	27 kg

#### Airflow drawing

-  Pre-filter
-  Particulate
-  Contaminated air
-  Clean filtered air



● AD Oracle iQ  
for illustrative purposes only

Find out more - AD Oracle iQ

See page 14



FIND OUT MORE

[donaldsonbofa.com/ilf-300](https://donaldsonbofa.com/ilf-300)

# ILF 600

## INLINE FILTER

### An inline pre-filter for high-dust or particulate applications

**Ideal for:** Planer, lathe, sanding, fret saw, table saw, band saw, laser engraving, laser cutting, chip collectors, mechanical engraving, laser coding and marking.

The ILF 600 is an inline pre-filter designed for high-dust or high-particulate applications. With double the capacity of the ILF 300, this is intended to be used alongside a Donaldson BOFA extraction system, helping to protect the life of the filters inside the extraction system.





- Extended filter life
- Large holding capacity

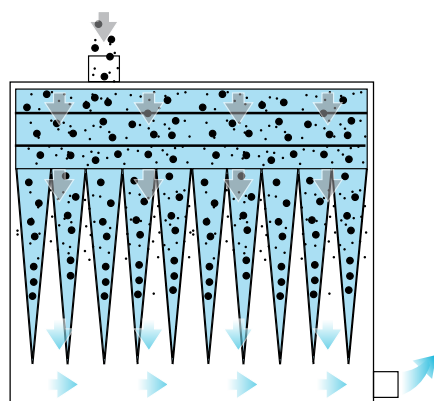


#### Technical specification

Dimensions	32.28 x 24.84 x 25.00"	820 x 631 x 635 mm
Weight	77 lbs	35 kg

#### Airflow drawing

-  Pre-filter
-  Particulate
-  Contaminated air
-  Clean filtered air



AD 1000 iQ  
for illustrative purposes only

Find out more - AD 1000 iQ

See page 17



FIND OUT MORE

[donaldsonbofa.com/ilf-600](https://donaldsonbofa.com/ilf-600)

# ILF 1000

## INLINE FILTER

### An inline pre-filter for high-dust or particulate applications

**Ideal for:** Planer, lathe, sanding, fret saw, table saw, band saw, laser engraving, laser cutting, drilling, CNC, chip collectors, laser kiss cutting, mechanical engraving, laser coding and marking.

The ILF 1000 is our highest-capacity inline pre-filter, ideal for applications generating significant dust and particulate. Positioned alongside a main Donaldson BOFA extraction system, it helps to increase overall filter capacity and extend the life of the main filters.

- Extended filter life
- Large filtration area
- Long-life, low-cost replacement filters



#### Features



DeepPleat DUO pre-filter







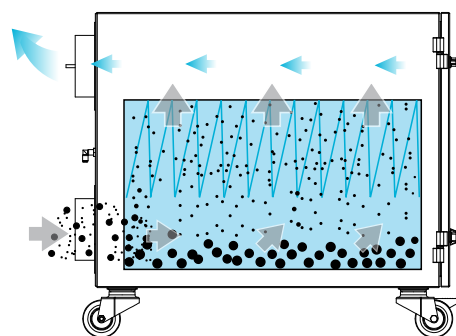
Reverse flow air technology

#### Technical specification

Dimensions	25.59 x 24.29 x 30.04"	650 x 617 x 763 mm
Weight	55 lbs	25 kg

#### Airflow drawing

-  Pre-filter
-  Particulate
-  Contaminated air
-  Clean filtered air



for illustrative purposes only

Find out more - AD 1000 IQ

See page 17



FIND OUT MORE

[donaldsonbofa.com/ilf-1000](http://donaldsonbofa.com/ilf-1000)

# Spark Arrestor 2

INLINE FILTER

## A spark reduction system for laser processes

**Ideal for:** Laser coding, laser marking, laser cutting, laser welding, laser machining, laser engraving.

The Spark Arrestor 2 is a spark reduction system developed to help reduce fire risks in laser processes. It is designed to prevent potentially damaging particulate from entering the fume extraction system. If the temperature sensor inside the Spark Arrestor 2 detects a 18°F (10°C) rise above the ambient, it will sound an alarm and cut power to the extractor.

- Reduces fire risk
- Intercepts ignition sources
- Thermal flow cut-out

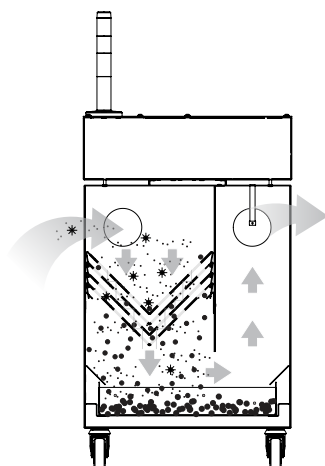
**Approvals** UKCA and CE

### Technical specification

Dimensions	26.38 x 16.34 x 21.06"	670 x 415 x 535 mm
Weight	90 lbs	41 kg

### Airflow drawing

- Particulate
- Contaminated air



AD Oracle iQ  
for illustrative purposes only

Find out more - AD Oracle iQ

See page 14



FIND OUT MORE

[donaldsonbofa.com/spark-arrestor-2](https://donaldsonbofa.com/spark-arrestor-2)



# FireBOX GA

## INLINE FILTER

### A self-extinguishing inline pre-filter for general applications

**Ideal for:** Laser engraving, laser cutting, laser marking, laser coding.

The FireBOX GA is an inline pre-filter engineered to mitigate fire risks in non-metal applications. It safeguards the extraction system by self-extinguishing in the rare event an ember is drawn into the system.






- Reduces hazard
- Suppresses fire
- Isolation valves
- Thermal flow cut-out

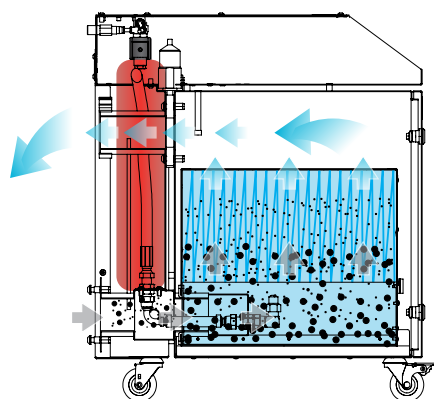
**Approvals** UKCA and CE

#### Technical specification




Dimensions	46.65 x 19.49 x 25.20"	1185 x 495 x 640 mm
Weight	123 lbs	56 kg
Airflow	Up to 294 cfm	Up to 500 m³/hr

#### Airflow drawing

-  Pre-filter
-  Particulate
-  Contaminated air
-  Clean filtered air
-  Fire Extinguisher



#### Features

-  DeepPleat DUO pre-filter
-  Reverse flow air technology
-  Multi-voltage sensing



● AD Oracle iQ  
for illustrative purposes only

Find out more - AD Oracle iQ

See page 14



FIND OUT MORE

[donaldsonbofa.com/firebox-ga](https://donaldsonbofa.com/firebox-ga)

# FireBOX MA

## A self-extinguishing inline pre-filter for metal applications

**Ideal for:** Laser welding, laser engraving, laser cutting, laser cleaning, grinding, laser kiss cutting, laser micro-machining, laser coding and marking.






The FireBOX MA is an inline pre-filter engineered to mitigate fire risks in metal applications. It safeguards the extraction system by self-extinguishing in the rare event an ember is drawn into the system.

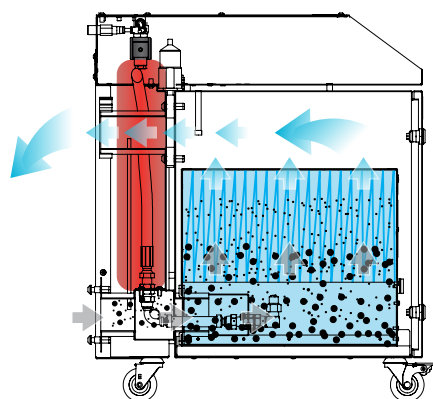
- Reduces hazard
- Suppresses fire
- Isolation valves
- Thermal flow cut-out

### Technical specification




Dimensions	46.65 x 19.49 x 25.20"	1185 x 495 x 640 mm
Weight	123 lbs	56 kg
Airflow	Up to 294 cfm	Up to 500 m³/hr

### Airflow drawing

-  Pre-filter
-  Particulate
-  Contaminated air
-  Clean filtered air
-  Fire Extinguisher



### Features

-  DeepPleat DUO pre-filter
-  Reverse flow air technology
-  Multi-voltage sensing



AD Oracle iQ  
for illustrative purposes only

Find out more - AD Oracle iQ

See page 14



FIND OUT MORE

[donaldsonbofa.com/firebox-ma](http://donaldsonbofa.com/firebox-ma)

# TCU

## TEMPERATURE CONTROL UNIT

### A temperature control unit for solder paste printing

Ideal for: Solder paste printing.

The TCU has been designed specifically for solder paste printing. Using cooling and heating elements, it maintains the temperature within the printing environment for optimum paste performance.






- Small footprint
- Programmable temperature range
- Condensate collection container

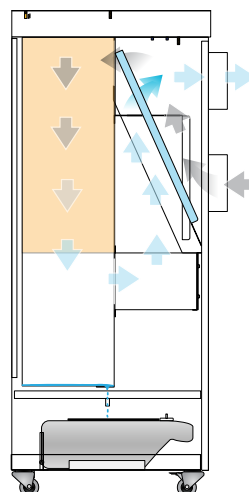
Approvals UKCA and CE

#### Technical specification

Dimensions	51.18 (+ beacon) x 20.08 x 26.38"	1300 (+ beacon) x 510 x 670 mm
Weight	309 lbs	140 kg

#### Airflow drawing

-  Pre-filter
-  Particulate
-  Contaminated air
-  Clean filtered air
-  Air chiller/warming unit



FIND OUT MORE

[donaldsonbofa.com/tcu](https://donaldsonbofa.com/tcu)

# Accessories

## Arms

We offer a wide range of extraction arms, with widths ranging from 1.25" (32 mm) to 2.95" (75 mm), helping to ensure optimal airflow for your specific application.

Our selection includes a variety of nozzles and funnels, allowing you to choose the best fit for your process and maximize efficiency.



### Options

#### LED Light

Available in 1.96" (50 mm)

Our LED light arm is designed for desktop use and can be mounted into our flip-top mount, allowing easy adjustment to the optimal angle for your application. It features 8 LED lights to provide a bright and clean workspace.



This arm is available black ESD anti-static plastic or in white.

#### Loc-Line®

Available in 2.95" (75 mm) and variety of nozzles

Our Loc-Line® desktop-mountable heavy-duty hose kit arm is perfect for applications requiring a larger, more robust arm.



This arm can be adjusted to nearly any angle, providing a secure and stable extraction point. For added length, an extra hose can be attached. The range is completed with a variety of nozzles and slide valves.



#### Stay Put

Our stay put arm comes with a variety of end pieces tailored to suit your specific application. Constructed from black carbon-loaded compressed polystyrene, these arms are designed for durability and precision.

#### Nozzle

Available in 1.25" (32 mm), 1.49" (38 mm), 1.96" (50 mm)

Also available in stainless steel (38 mm only)



#### Funnel

Available in 1.25" (32 mm), 1.49" (38 mm), 1.96" (50 mm), 2.95" (75 mm)

Also available in stainless steel - 1.49" (38 mm) only



#### Plenum funnel

Available in 1.96" (50 mm)



#### Slotted nozzle

Available in 1.96" (50 mm)



FIND OUT MORE

[donaldsonbofa.com/accessories](http://donaldsonbofa.com/accessories)

# Accessories

## Desktop Accessories

Our desktop accessories are designed for operator convenience, simplicity, and ease of use. Suitable for a variety of applications, our range includes downdraft trays, cowls, table brackets, bench pegs, and automatic flush system seals.

### Options

#### Downdraft tray

Available in 1.96" (50 mm), 2.95" (75 mm)  
Our downdraft tray is made of stainless steel and the carcass is made of conductive H.I polystyrene.

This tray is available black ESD anti-static plastic or in white.



#### Automatic flush system seal

Suitable for 1.96" (50 mm) flexible hosing and 1.96" (50 mm) stay put arms  
Our automatic flush system seal is a low-profile accessory that enables the stay put arm to seamlessly connect through a desk or work bench.



#### Cowls

Available in 1.96" (50 mm), 2.95" (75 mm)  
Our cowls are available in black conductive H.I polystyrene construction or clear PTG plastic.



#### Bench peg

A desk-mounted dental bench peg with PERSPEX® screen.



#### Table bracket

Available in 1.96" (50 mm), 2.95" (75 mm)  
Our table mounted bracket allows conversion of flexible hose to stay put arm.



#### Solder Iron Connection Kits

Our solder iron connection kit attaches directly to a soldering iron to extract fumes at the source.

Available in ESD or non-ESD, it allows delicate work to be performed accurately and safely.




#### Pipework

We provide a wide range of pipework designed to connect any industrial system to our extraction systems. Easy to install, our pipework helps to provide a tidy workspace and wider working environment while maintaining optimal airflow.

Available in 1.96" (50 mm), 2.95" (75 mm), 4.33" (110 mm), 4.92" (125 mm)







**Find out more**  
[donaldsonbofa.com](http://donaldsonbofa.com)

## GET IN TOUCH

To find out more about our fume extraction systems,  
please contact your Donaldson BOFA sales  
representative who will be happy to help.

### Important Notice

Many factors beyond the control of Donaldson BOFA can affect the use and performance of Donaldson BOFA products in a particular application, including the conditions under which the product is used. Since these factors are uniquely within the user's knowledge and control, it is essential the user evaluate the products to determine whether the product is fit for the particular purpose and suitable for the user's application. All products, product specifications, availability and data are subject to change without notice, and may vary by region or country.



**Donaldson.**  
**BOFA™**

### Donaldson BOFA

#### UK & ROW

Tel. +44 (0) 1202 699 444  
Email. [bofasales@donaldson.com](mailto:bofasales@donaldson.com)  
Web. [bofainternational.com](http://bofainternational.com)

#### Germany

Email. [bofavertrieb@donaldson.com](mailto:bofavertrieb@donaldson.com)

#### USA

Tel. +1 (618) 205 5007  
Email. [bofasalesus@donaldson.com](mailto:bofasalesus@donaldson.com)

F119647 US ENG (01/2025) Donaldson BOFA Product Brochure. ©2011-2025 Donaldson Company, Inc. Donaldson, Torit, Dalamatic, Delta P, Delta P Plus, Downflo, Dura-Life, Easy Duct, PowerCore, Synteq XP, Ultra-Web, Unimaster and the color blue are marks of Donaldson Company, Inc. All other marks belong to their respective owners.