



A WORLD LEADER IN FUME EXTRACTION TECHNOLOGY

T 15

Last Updated on 02.02.2022



Multiple tip extraction system for all electronics hand soldering applications.

The T 15 is a mid-range, high vacuum fume extraction system with a built-in silencer for extremely low noise levels. With its three-stage filtration and filter warning indicator, it is suitable for up to 15 operators/extraction points.

It is designed to extract and filter fumes and debris through small bore hoses and attachments. It is ideally suited for soldering iron tip extraction, vac pens and any application requiring close proximity, such as microextraction.

The ideal partner to the solder iron connection kit.

Technology



HEPA filter



Advanced carbon filter (ACF) technology



ProTECT service plan



SureCHECK quality standard

Key features of the T 15

Compact design
Standard

Low noise level
Standard

Tip extraction iron kit
Optional

High vacuum pumps
Standard

3 stage filtration
Standard

Contact BOFA at www.donaldsonbofa.com/contact/


www.donaldsonbofa.com/fume-extraction-systems/t-15/









Approvals: REACH and RoHS. See individual product technical data for specific accreditations

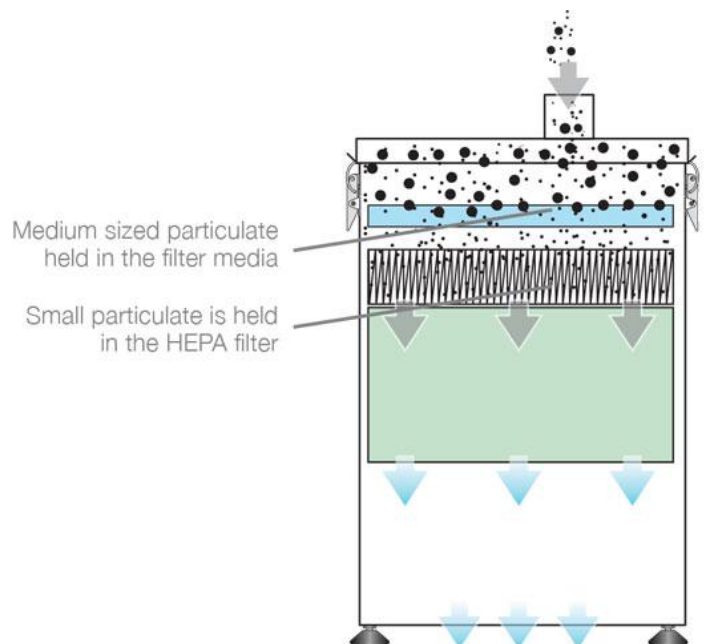
Technical specification

- | | | | |
|------------------------|-------------------------|---------------------------------|-------------------------------|
| 1. Power cable inlet | 2. On / off switch | 3. Hose inlet connection - 50mm | 4. Exhaust outlet |
| 5. Motor cooling inlet | 6. Motor cooling outlet | 7. Filter latch | 8. Filter condition indicator |



Airflow through filters

-  Chemical filter
-  HEPA filter
-  Pre-filter
-  Clean air
-  Contaminated air
-  Particulate



Technical data

	EU	US
Dimensions (HxWxD)	575 x 370 x 340 mm	22.64 x 14.57 x 13.39"
Cabinet construction	Powder coated mild steel	Powder coated mild steel
Recommended flow rate with filters fitted (per tip)	22 L/M	22 L/M
Electrical data	230v Single-phase 1~ 50/60Hz Full load current: 2.7amps / 0.4kw	115v 60/50Hz Full load current: 6amps / 0.45kw
Noise level	< 65dba at typical operating speed	< 65dba at typical operating speed
Weight	29.3kg	64.6lbs
Pre-filter efficiency	F7 (85% @ 0.8 microns)	F7 (85% @ 0.8 microns)
HEPA filter efficiency	99.997% @ 0.3 microns	99.997% @ 0.3 microns
Gas filter	Treated activated carbon	Treated activated carbon
Approvals	UKCA and CE	UKCA and CE

Unit part numbers

Model	Voltage	Part number
T 15	230V	E0342A0000
T 15	115V	E0341A0000

Filter part numbers

Model	Pre-filter part number	Combined filter part number
T 15	A1030095	A1030094

Installation kit

Model	Part number
T 15 installation kit	A1020022

Universal adjustable iron kit part numbers

Model	Part number
Non ESD	A1090025
ESD	A1090026



Universal iron kit components (Maximum number of soldering irons: 15)

1. 6mm stainless steel tube
220mm long

2. 6mm stainless steel tube
110mm long

3. 5mm stainless steel tube
200mm long

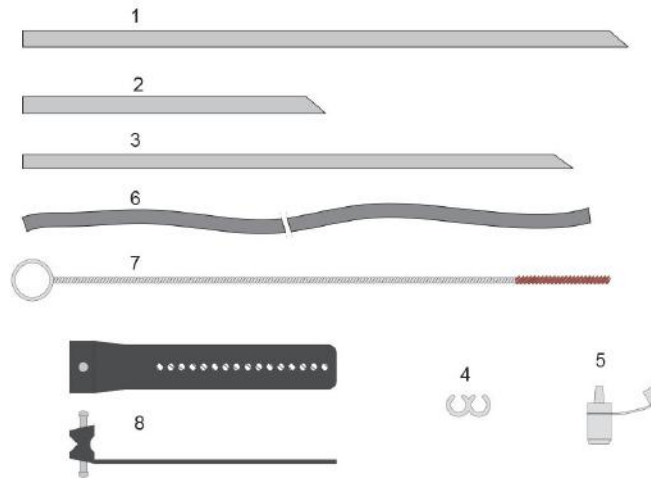
4. 4 x E clips

5. 1 x clear plug

6. 2.5meters of 6.5mm x
4.5mm silicone hose

7. Small brass brush

8. Rubber tube to iron strap



Datasheet correct at time of publishing.

Where applicable, the carbon used in BOFA units is capable of removing a wide range of VOCs, however it is the responsibility of the user to ensure the carbon is suitable for their application. For specific applications, please contact us for details.

Important Notice: *Many factors beyond the control of BOFA can affect the use and performance of BOFA products in a particular application, including the conditions under which the product is used. Since these factors are uniquely within the user's knowledge and control, it is essential the user evaluate the products to determine whether the product is fit for the particular purpose and suitable for the user's application. All products, product specifications, availability and data are subject to change without notice, and may vary by region or country.*

Think before you print! Please consider the environment before printing this document.

